




E3 ELETTROBAR

Listino prezzi - Price list - Preisliste



03/05



Serie “E”
“E” Range
Reihe “E”

1

Serie “Niagara”
“Niagara” Range
Reihe “Niagara”

9

Serie “Mistral”
“Mistral” Range
Reihe “Mistral”

13

Serie “River”
“River” Range
Reihe “River”

16

Serie “Clean” - Lavastoviglie a cesto trainato
“Clean” Range - Rack Conveyor dishwasher
Reihe “Clean” - Korbtransport Geschirrspülmaschinen

30

Cesti
Racks
Körbe

44

Serie “U”
“U” Range
Reihe “U”

53

Friggitrici
Fryers
Friteusen

57

Dotazione Cesti
Supplied Racks
Körbeausstattung

62

- Prezzi: I prezzi si intendono franco nostro stabilimento IVA esclusa.
- Imballo: Compreso nel prezzo - Gabbia in legno + 3%
- Installazione: A vostro carico
- Manutenzione e Assistenza tecnica: A vostro carico
- Garanzia: Su tutti i particolari meccanici ed elettrici 12 mesi dalla data di installazione e al massimo 15 mesi dalla data di acquisto (data di emissione della nostra fattura). Non saranno riconosciute in garanzia le parti soggette a normale usura. Sono sempre escluse dalla garanzia le spese di manodopera e ogni altra spesa necessaria.
- Trasporto: Franco con addebito in fattura se effettuato con nostri corrieri convenzionali, porto assegnato se effettuato con altri corrieri. Eurotec srl non è comunque responsabile dei danni causati dai corrieri durante il trasporto.
- Pagamento: Come convenuto.
- Riserva di proprietà: La vendita sarà eseguita con riserva di proprietà del venditore fino all'ultima rata convenuta o fino al saldo del prezzo (Direttiva CEE nr. 35/2000 e D.L. nr. 231 del 09/10/2002 G.U. 23/10/2002 nr. 249)

-
- Prices: ex works.
 - Payment: as agreed.
 - Equipment: as described in our price list
 - Packing: cardboard packing included – wooden crates + 3%
 - Shipment: 5-6 weeks upon receipt of the order. The manufacturer is not responsible for damage during transport. The consignee must check the goods on arrival and contest any damage with the forwarding agent, who is responsible.
 - Guarantee: 12 months. The warranty shall only be effective as regards the original Buyer and shall not provide for replacement of the equipment. During the warranty's term, we hereby undertake to replace those parts which should prove to be defective at origin. The latter shall be returned free our works, duly accompanied by standard bills of return, bearing our invoice number. Likewise, labour costs involved in replacing equipment and any other additional charges shall be excluded.
 - Special voltages: +3%
 - Conditioned sale: the parties hereto specifically agree that products regarding the purchase and sale agreement shall remain the exclusive property of the Seller, up to the date of full payment of the aforesaid by the Buyer. Consequently, the Seller shall have the right to claim immediate return of non-paid products, at the charge and expense of the Buyer, after having disputed failure to pay aforesaid products in writing, including by fax, on the agreed deadlines. The Buyer shall not have the right to oppose any exception or claim and shall only avoid return of goods upon immediate payment of the latter. The Buyer shall include a similar clause to the clause herein, as regards all purchase and sale agreements entered into with third parties.

-
- Preise: ab Werk.
 - Zahlung: wie nach Vereinbarung.
 - Ausstattung: wie in unseren Preisliste beschrieben.
 - Verpackung: Kartonverpackung inbegriffen – für Holzverschlag + 3%
 - Lieferung: 5-6 Wochen nach Bestelleingang. Der Hersteller ist nicht für Transportschäden verantwortlich. Der Empfänger muss beim Wareneingang diese sorgfältig überprüfen. Eventuelle Schäden sind unverzüglich dem Transporteur zu melden, welcher für den Transport verantwortlich ist.
 - Garantie: 12 Monate. Die Garantie bezieht sich ausschließlich auf den ursprünglichen Käufer und beinhaltet nicht den Ersatz des Gerätes. Während der Garantiefrist verpflichten wir uns die Teile mit Fabrikationsfehlern zu ersetzen, die uns frei Werk, zusammen mit regulärem Rücklieferungsschein und unter Angabe der entsprechenden Rechnungsnummer gesandt werden müssen. Die Kosten für Arbeitszeit, sowie alle weiteren Zusatzkosten sind von der Garantieleistung ausgenommen.
 - Sonderspannungen: +3%
 - Eigentumsvorbehalt: Die Parteien vereinbaren ausdrücklich, daß die verkauften Produkte bis zur vollständigen Zahlung seitens des Käufers ausschließliches Eigentum des Verkäufers bleiben. Der Verkäufer ist folglich berechtigt, die sofortige Rückgabe der nicht bezahlten Produkte zu Lasten des Käufers zu verlangen, nachdem er die nicht erfolgte Zahlung zu den vertraglich vereinbarten Fälligkeitsdaten schriftlich, auch per Fax, beanstandet hat. Der Käufer hat keinerlei Recht die Rückgabe anzufechten und kann sich der Rückgabe der Ware nur durch sofortige Zahlung entziehen. Der Käufer verpflichtet sich, eine analoge Klausel auch den Kaufverträgen, die er mit Dritten abschließt, beizufügen.
-



SERIE "E"

Il lavaggio efficace e affidabile

- Costruzioni in acciaio AISI 304
 - Porta isolata in doppia parete
 - Fondo interno della vasca stampato per favorire la pulizia
 - Pannello comandi semplice ed ergonomico
 - Getti di lavaggio e risciacquo facilmente ispezionabili
 - Estrema facilità di manutenzione ordinaria
-

"E" RANGE

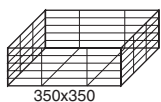
Effective and reliable washing

- Made in AISI 304 stainless steel
 - Double skinned door
 - Moulded bottom inside the tank in order to ease the cleaning
 - Functional and ergonomic control panel
 - Wash-and rinse jets easy to control
 - Very easy routine maintenance
-

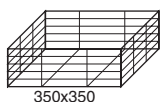
REIHE "E"

Die effektive und zuverlässige Spülung

- Konstruktion aus rostfreiem CNS W.N. 1.4301
- Isolierte Doppelwandige Tür
- Innen tiefgezogenen Grund des Tanks um die Reinigung zu begünstigen
- Örgonomische und einfache Bedienungsblende
- Spül und Nachspüldüsen leicht beaufsichtiger
- Extreme Leichtigkeit zur üblichen Wartung



Mod.	Cod.	€EURO	Versioni Versions	Volt/kW	m ³	Kg
E 35	91 43 86	1.075,00		230/50/1 3.45 kW	0.21	29
E 35 D	91 43 87	1.223,00		230/50/1 3.45 kW	0.21	31
E 35 C.T.	91 43 88	1.095,00	 Ø 350	230/50/1 3.45 kW	0.21	29



E 35 H	91 43 89	1.152,00		230/50/1 3.45 kW	0.25	30
E 35 HD	91 43 90	1.300,00		230/50/1 3.45 kW	0.25	33
E 35 H C.T.	91 43 91	1.172,00	 Ø 350	230/50/1 3.45 kW	0.25	30

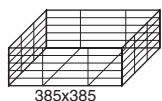
LEGENDA

Versione con addolcitore incorporato - Version with built in softener - Ausführung mit eingebautem Wasserenthärter

Versione cesto fisso tondo - Version with round basket on fixed grid - Ausführung mit Rundkörbe auf Adaptergitter



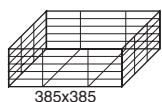
670
435 530



Mod.	Cod.	€EURO	Versioni Versions	Volt/kW	m³	Kg
E 40	91 43 92	1.305,00		230/50/1 3.5 kW	0.25	34
E 40 D	91 43 93	1.453,00		230/50/1 3.5 kW	0.25	36
E 40 C.T.	91 43 94	1.325,00	 Ø 375	230/50/1 3.5 kW	0.25	34



685
435 530

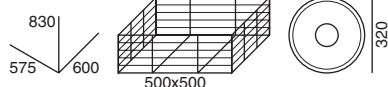


E 40 H	91 43 95	1.382,00		230/50/1 3.5 kW	0.25	34
E 40 HD	91 43 96	1.530,00		230/50/1 3.5 kW	0.25	37
E 40 H C.T.	91 43 97	1.402,00	 Ø 375	230/50/1 3.5 kW	0.25	34

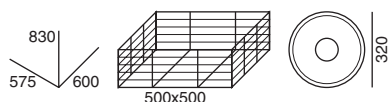
LEGENDA

Versione con addolcitore incorporato - Version with built in softener - Ausführung mit eingebautem Wasserenthärter

Versione cesto fisso tondo - Version with round basket on fixed grid - Ausführung mit Rundkörbe auf Adaptergitter



Mod.	Cod.	€EURO	Versioni Versions	Volt/kW	m ³	Kg
E 50	91 44 00	1.965,00		400/50/3N 230/50/3 230/50/1 3.65 kW	0.45	59
E 50	91 44 01	2.100,00		400/50/3N 230/50/3 230/50/1 3.65 kW	0.45	62
E 50 D	91 44 02	2.123,00		400/50/3N 230/50/3 230/50/1 3.65 kW	0.45	61



E 51	91 44 03	2.106,00		400/50/3N 230/50/3 5.7 kW	0.45	60
E 51	91 44 04	2.240,00		400/50/3N 230/50/3 5.7 kW	0.45	63
E 51 D	91 44 05	2.264,00		400/50/3N 230/50/3 5.7 kW	0.45	62

LEGENDA

Pompa scarico incorporata - Built-in drain pump - Eingebaute laugenpumpe

Versione con addolcitore incorporato - Version with built in softener - Ausführung mit eingebautem Wasserenthärter

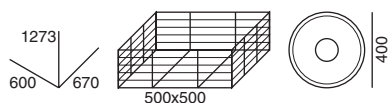
Zoccolo inox (vedi pag. 6) - Stainless steel plinth (see pag. 6) - CNS Sockel (siehe Seite 6)



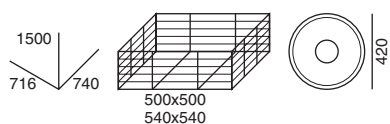
LAVAPIATTI
DISHWASHER
GESCHIRRSPÜLER



5
0305



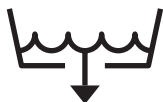
Mod.	Cod.	€EURO	Versioni Versions	Volt/kW	m³	Kg
E 55	91 44 06	2.370,00		400/50/3N 230/50/3 5.7 kW	0.60	70



E 78	91 44 44	3.435,00		400/50/3N 230/50/3 6.8 kW	1.00	100
-------------	-----------------	-----------------	--	---------------------------------	------	-----

I PREZZI SI INTENDONO SENZA PIANI (VEDI PAG. 7/8)
PRICES ARE WITHOUT TABLES (SEE PAGE 7/8)
PREISE VERSTEHEN SICH OHNE TISCHE (SIEHE SEITE 7/8)

KIT POMPA SCARICO
DRAIN PUMP KIT
BAUSATZ LAUGENPUMPE



Mod.	Cod.	€EURO
E 35 - E 35 H - E 40 E 40 H - E 40 D - E 40 HD	99 91 29	75,00
E 50 - E 51 - E 50 D - E 51 D	99 91 61	113,00
E 78	99 91 83	173,00

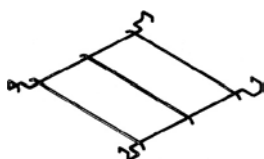
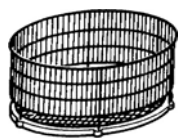
KIT DOSATORE DETERATIVO
DETERGENT DISPENSER KIT
KIT REINGERDOSIERGERÄT



<ul style="list-style-type: none"> • Per tutti i modelli (no E 78) • For all models (no E 78) • Für alle Modelle (no E 78) 	99 91 66	140,00
E 78	99 91 82	173,00

SUPPORTO CESTO ROTONDO
TRAY FOR ROUND RACK
TRÄGER FÜR RUNDKORB

Ø 315
Ø 380



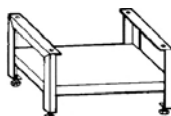
E 35 - E 35 H	43 30 15	18,50
E 40 - E 40 H	43 30 16	18,50

ZOCCOLO INOX
STAINLESS STEEL PLINTH
CNS UNTERBAU

380
575 560



380
575 600



Mod.	Cod.	€EURO	m ³	Kg
E 50 - E 51	79 80 06	258,00	0.13	15
E 50 - E 51	79 80 05	206,00	0.13	8

ADDOLCITORE
SOFTENER
ENTHÄRTER

420
240 190
lt. 8/12

620
240 190
lt. 16


710
240 190
lt. 20



Lt. 8	70 80 01	95,00	0.03	9
Lt. 12	70 80 02	105,00	0.03	11
Lt. 16	70 80 03	140,00	0.04	13
Lt. 20	70 80 04	170,00	0.05	15

POMPA AUSILIARIA RISCIAQUO
RINSE-BOOSTER PUMP
DRUCKSTEIGERUNGSPUMPE

160
260 140

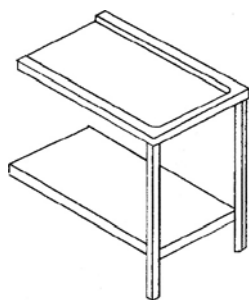


	13 00 13	150,00	0.01	6
E 78	99 91 84	172,00	0.01	6



PIANO P 70
TABLE P 70
TISCH P 70

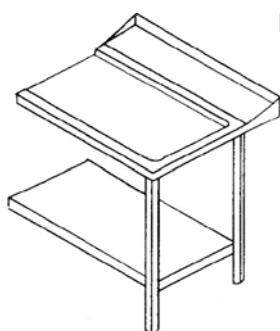
mod. E 78



	Cod.	€EURO	m ³	Kg
P 70	80202	300,00	0.06	13

PIANO PA 70
TABLE PA 70
TISCH PA 70

mod. E 78

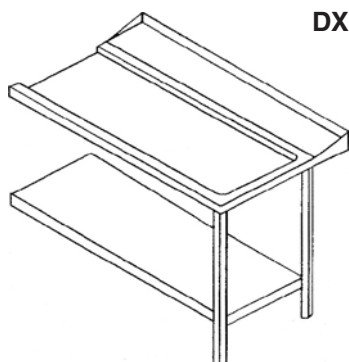
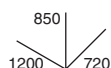


DX

PA 70 Dx	80200	388,00	0.14	17
PA 70 Sx	80201	388,00	0.14	17

PIANO PA 120
TABLE PA 120
TISCH PA 120

mod. E 78

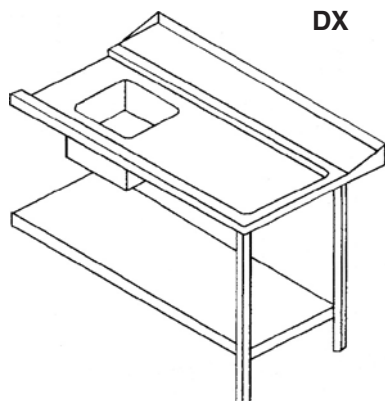
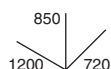


DX

PA 120 Dx	80204	542,00	0.15	19
PA 120 Sx	80203	542,00	0.15	19

PIANO PAL 120
TABLE PAL 120
TISCH PAL 120

mod. E 78



DX

PAL 120 Dx	80206	850,00	0.46	22
PAL 120 Sx	80205	850,00	0.46	22

LEGENDA

Dx = Destro - Right - Rechts

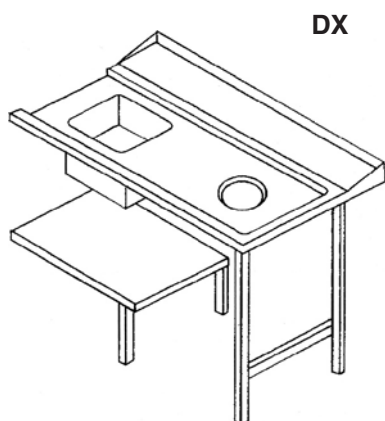
Sx = Sinistro - Left - Links

A richiesta - On request - Auf Wunsch

Piani - Table - Tisch - PA 120 mm. 1300-1400-1500-1600-1700-1800-1900-2000

PIANO PALS 120
TABLE PALS 120
TISCH PALS 120

mod. E 78

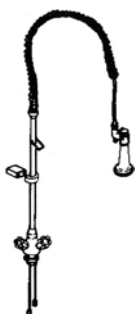


DX

Mod.	Cod.	€EURO	m ³	Kg
PALS 120 Dx	80208	921,00	0.46	24
PALS 120 Sx	80207	921,00	0.46	24




GRUPPO DOCCIA
SHOWER
SCHLAUCHBRAUSE



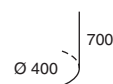
C 15	79 90 03	323,00	0.02	6

PATTUMIERA CARRELLATA ACCIAIO INOX
STAINLESS STEEL CASTER MOUNTED GARBAGE BIN
FAHRBARER CNS MÜLLEIMER

mod. PALS 120



	70 40 02	280,00	0.15	8



LEGENDA

Dx = Destro - Right - Rechts

Sx = Sinistro - Left - Links

A richiesta - On request - Auf Wunsch

Piani - Table - Tisch - PA 120 mm. 1300-1400-1500-1600-1700-1800-1900-2000



SERIE "NIAGARA"

Controlliamo l'ambiente di lavaggio per darvi un pulito migliore

- Costruzione in acciaio AISI 304
- Porta isolata in doppia parete
- Fondo interno della vasca stampato per favorire la pulizia
- Gestione elettronica
- Pannello comandi soft-touch
- Termometri digitali vasca e boiler
- Estrema semplicità di utilizzo
- **Thermo-stop** garanzia del risciacquo a 85°
- **Quick-ready** pronto macchina in pochi minuti (la metà circa dei normali tempi d'attesa)
- **Energy Saving** economizzatore energetico
- **Safe-rinse** dispositivo di garanzia di un ottimo risciacquo
- Sistema di autodiagnosi
- Getti di lavaggio e risciacquo facilmente ispezionabili
- Estrema facilità di manutenzione ordinaria

"NIAGARA" RANGE

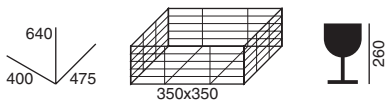
Wash features to guarantee better cleaning results.

- Made in AISI 304 stainless steel
- Double skinned door
- Moulded bottom inside the tank in order to ease the cleaning
- Electronic control
- soft-touch control panel
- Digital tank and boiler thermometers
- Very easy use
- **Thermo-stop** guarantees the rinse temperature at 85
- **Quick-ready** rapid heating function in few minutes (heating time reduced to the half)
- **Energy Saving** system
- **Safe-rinse** device system to guarantee a rinse with excellent results
- self-diagnosis system
- Wash-and rinse jets easy to control
- Very easy routine maintenance

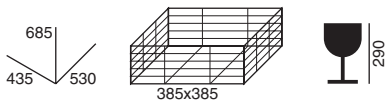
REIHE "NIAGARA"

Wir prüfen die Raumpülung um Ihnen eine bessere Reinigung zu geben

- Konstruktion aus rostfreiem CNS W.N. 1.4301
- Isolierte Doppelwandige Tür
- Innen tiefgezogenen Grund des Tanks um die Reinigung zu begünstigen
- Elektronischen Betrieb
- Soft-touch Bedienungsblende
- Digitalthermometer für Spülraum und Boiler
- Extreme Benutzungseinfachheit
- **Thermo-stop** Nachspülungsgarantie am 85°
- **Quick-ready** Maschine fertig in wenigen Augenblicken (ca. die Hälfte der üblichen Wartezeiten)
- **Energy Saving** Energiesparsystem
- **Safe-rinse** Garantiesvorrichtung von einer ausgezeichneten Nachspülung
- Selbstdiagnosesystem
- Spül und Nachspüldüsen leicht beaufsichtiger
- Extreme Leichtigkeit zur üblichen Wartung



Mod.	Cod.	€EURO	Versioni Versions	Volt/kW	m ³	Kg
NIAGARA 35	91 41 65	1.282,00		230/50/1 3.45 kW	0.25	30
NIAGARA 35 D	91 41 66	1.430,00		230/50/1 3.45 kW	0.25	33
NIAGARA 35 C.T.	91 42 06	1.302,00	 Ø 350	230/50/1 3.45 kW	0.25	30



NIAGARA 40	91 39 11	1.507,00		230/50/1 3.5 kW	0.25	37
NIAGARA 40 D	91 39 12	1.655,00		230/50/1 3.5 kW	0.25	39
NIAGARA 40 C.T.	91 39 50	1.527,00	 Ø 375	230/50/1 3.5 kW	0.25	37

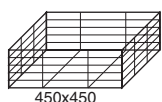
LEGENDA

Versione con addolcitore incorporato - Version with built in softener - Ausführung mit eingebautem Wasserenthärter

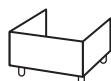
Versione cesto fisso tondo - Version with round basket on fixed grid - Ausführung mit Rundkörbe auf Adaptergitter



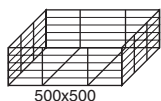
710
525 580



Mod.	Cod.	€EURO	Versioni Versions	Volt/kW	m³	Kg
NIAGARA 45	91 41 67	1.865,00		230/50/1 2.9 kW	0.37	48
NIAGARA 45 D	91 41 68	2.012,00		230/50/1 2.9 kW	0.37	51
NIAGARA 51	91 39 13	2.275,00		400/50/3N 230/50/3 5.7 kW	0.46	63
NIAGARA 51	91 42 84	2.410,00		400/50/3N 230/50/3 5.7 kW	0.46	64
NIAGARA 51 D	91 39 14	2.433,00		400/50/3N 230/50/3 5.7 kW	0.46	67



830
575 600



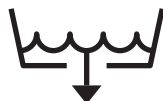
LEGENDA

Pompa scarico incorporata - Built-in drain pump - Eingebaute laugenpumpe

Versione con addolcitore incorporato - Version with built in softener - Ausführung mit eingebautem Wasserenthärter

Zoccolo inox (vedi pag. 12) - Stainless steel plinth (see pag. 12) - CNS Sockel (siehe Seite 12)

KIT POMPA SCARICO
DRAIN PUMP KIT
BAUSATZ LAUGENPUMPE



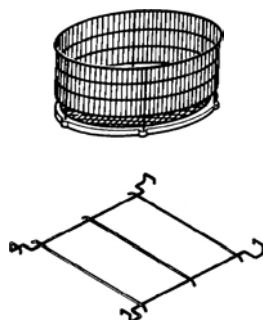
Mod.	Cod.	€EURO
NIAGARA 35 - 40 - 40 D	99 91 29	75,00
NIAGARA 45 NIAGARA 45 D	99 91 64	113,00
NIAGARA 51 NIAGARA 51 D	99 91 61	113,00

KIT DOSATORE DETERGIVO
DETERGENT DISPENSER KIT
KIT REINGERDOSIERGERÄT



<ul style="list-style-type: none"> • Per tutti i modelli • For all models • Für alle Modelle 	99 91 66	140,00
---	----------	---------------

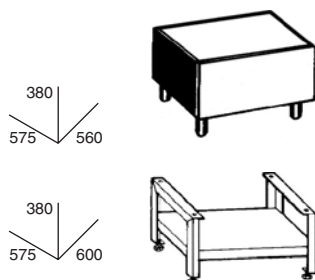
SUPPORTO CESTO ROTONDO
TRAY FOR ROUND RACK
TRÄGER FÜR RUNDKORB



Ø 315
Ø 380

NIAGARA 35	43 30 15	18,50
NIAGARA 40	43 30 16	18,50

ZOCCOLO INOX
STAINLESS STEEL PLINTH
CNS UNTERBAU



Mod.	Cod.	€EURO	m ³	Kg
NIAGARA 51	79 80 06	258,00	0.13	15
NIAGARA 51	79 80 05	206,00	0.13	8

ADDOLCITORE
SOFTENER
ENTHÄRTER

420
240 190


620
240 190

710
240 190

lt. 8/12


lt. 16

lt. 20



Lt. 8	70 80 01	95,00	0.03	9
Lt. 12	70 80 02	105,00	0.03	11
Lt. 16	70 80 03	140,00	0.04	13
Lt. 20	70 80 04	170,00	0.05	15

POMPA AUSILIARIA RISCIACQUO
RINSE-BOOSTER PUMP
DRUCKSTEIGERUNGSPUMPE



160
260 140

	13 00 13	150,00	0.01	6
--	----------	---------------	------	---



SERIE "MISTRAL"

Silenziosità, affidabilità, grandi risultati di lavaggio

- Costruzione in acciaio AISI 304
- **Costruzione in doppia parete**
- Fondo interno della vasca stampato per favorire la pulizia
- **Nuovo sistema di apertura/chiusura della porta, minimo sforzo massima silenziosità**
- Gestione elettronica
- Pannello comandi soft-touch
- Termometri digitali vasca e boiler
- Estrema semplicità di utilizzo
- **Thermo-stop** garanzia del risciacquo a 85°
- **Quick-ready** pronto macchina in pochi minuti (la metà circa dei normali tempi d'attesa)
- **Energy Saving** economizzatore energetico
- **Safe-rinse** dispositivo di garanzia di un ottimo risciacquo
- Sistema di autodiagnosi
- Getti di lavaggio e risciacquo facilmente ispezionabili
- Estrema facilità di manutenzione ordinaria

"MISTRAL" RANGE

silentness, reliability, excellent wash results

- Made in AISI 304 stainless steel
- **Double walled structure**
- Moulded bottom inside the tank in order to ease the cleaning
- **New door opening/closing system, minimum effort and great silentness**
- Electronic control
- Soft-touch control panel
- Digital tank and boiler thermometers
- Very easy use
- **Thermo-stop** guarantees the rinse temperature at 85°
- **Quick-ready** rapid heating function in few minutes (heating time reduced to the half)
- **Energy Saving** system
- **Safe-rinse** device system to guarantee a rinse with excellent results
- Self-diagnosis system
- Wash and rinse jets easy to control
- Very easy routine maintenance

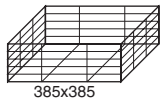
REIHE "MISTRAL"

Laufruhe, Zuverlässigkeit, große Waschungergebnisse

- Konstruktion aus rostfreiem CNS W.N. 1.4301
- **Doppelwandige Konstruktion**
- Innen tiefgezogenen Grund des Tanks um die Reinigung zu begünstigen
- **Neue Systeme Tür Öffnung Schließung/, mindeste Mühe, höchste Laufruhe**
- Elektronischen Betrieb
- Soft-touch Bedienungsblende
- Digitalthermometer für Spülraum und Boiler
- Extreme Benutzungseinfachheit
- **Thermo-stop** Nachspülungsgarantie am 85°
- **Quick-ready** Maschine fertig in wenigen Augenblicken (ca. die Hälfte der üblichen Wartezeiten)
- **Energy Saving** Energiesparsystem
- **Safe-rinse** Garantiesvorrichtung von einer ausgezeichneten Nachspülung
- Selbstdiagnosesystem
- Spül und Nachspüldüsen leicht beaufsichtiger
- Extreme Leichtigkeit zur üblichen Wartung



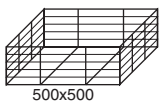
685
482 534



Mod.	Cod.	€EURO	Versioni Versions	Volt/kW	m³	Kg
MISTRAL 40	91 42 14	1.722,00		230/50/1 3.5 kW	0.26	39
MISTRAL 40 D	91 43 16	1.870,00		230/50/1 3.5 kW	0.26	41
MISTRAL 40 C.T.	91 43 17	1.742,00	 Ø 375	230/50/1 3.5 kW	0.26	39
MISTRAL 51	91 43 18	2.476,00		400/50/3N 230/50/3 5.7 kW	0.46	65
MISTRAL 51	91 43 38	2.610,00		400/50/3N 230/50/3 5.7 kW	0.46	66
MISTRAL 51 D	91 43 19	2.634,00		400/50/3N 230/50/3 5.7 kW	0.46	69



830
575 600



LEGENDA



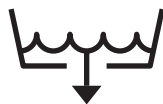
Versione cesto fisso tondo - Version with round basket on fixed grid - Ausführung mit Rundkörbe auf Adaptergitter



Versione con addolcitore incorporato - Version with built in softener - Ausführung mit eingebautem Wasserenthärter



KIT POMPA SCARICO
DRAIN PUMP KIT
BAUSATZ LAUGENPUMPE



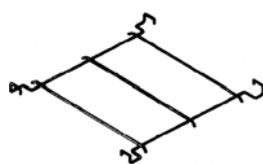
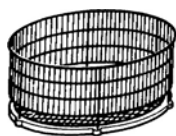
Mod.	Cod.	€EURO
MISTRAL 40 - 40 D	99 91 29	75,00
MISTRAL 51 - 51 D	99 91 61	113,00

KIT DOSATORE DETERSIVO
DETERGENT DISPENSER KIT
KIT REINGERDOSIERGERÄT



<ul style="list-style-type: none"> • Per tutti i modelli • For all models • Für alle Modelle 	99 91 66	140,00
---	----------	--------


SUPPORTO CESTO ROTONDO
TRAY FOR ROUND RACK
TRÄGER FÜR RUNDKORB



Ø 315
Ø 380

MISTRAL 40	43 30 16	18,50
-------------------	----------	-------

ADDOLCITORE
SOFTENER
ENTHÄRTER




420
240 190
lt. 8/12

620
240 190
lt. 16

710
240 190
lt. 20

Mod.	Cod.	€EURO	m³	Kg
Lt. 8	70 80 01	95,00	0.03	9
Lt. 12	70 80 02	105,00	0.03	11
Lt. 16	70 80 03	140,00	0.04	13
Lt. 20	70 80 04	170,00	0.05	15

POMPA AUSILIARIA RISCIAQUO
RINSE-BOOSTER PUMP
DRUCKSTEIGERUNGSPUMPE



160
260 140

	13 00 13	150,00	0.01	6
--	----------	--------	------	---

SERIE "RIVER"

Tecnologia e affidabilità per un lavaggio ai massimi livelli

- Costruzione in acciaio AISI 304
- Costruzioni in doppia parete
- **Vasca completamente stampata** con la saldatura fuori dall'acqua della vasca
- Porta bilanciata con posizione intermedia a 45°
- **Bracci di lavaggio e risciacquo in acciaio inox sdoppiati ed indipendenti**
- Gestione elettronica
- Pannello comandi soft-touch
- Termometri digitali vasca e boiler
- Estrema semplicità di utilizzo
- **Thermo-stop** garanzia del risciacquo a 85°
- **Quick-ready** pronto macchina in pochi minuti (la metà circa dei normali tempi d'attesa)
- **Energy Saving** economizzatore energetico
- **Safe-rinse** dispositivo di garanzia di un ottimo risciacquo (no su RV 71,80,81)
- **CRP Costant Rinse Performance** Pressione Temperatura di risciacquo costanti (RV 81 CRP, RV 82 CRP, RV 50 CRP)
- Sistema di autodiagnosi
- Getti di lavaggio e risciacquo facilmente ispezionabili
- Estrema facilità di manutenzione ordinaria

"RIVER" RANGE

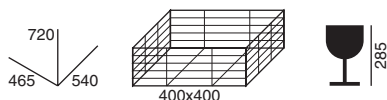
Technology and reliability for a washing of high quality

- Made in AISI 304 stainless steel
- Double wallec-structure
- **Completely moulded tank** with welds above water line of the tank
- Balanced door with intermediate 45° opening position
- **Independent and double wash-and rinse arms in stainless steel**
- Electronic control
- Soft-touch control panel
- digital tank-and boiler thermometers
- Very easy use
- **thermo-stop** guarantees the rinse temperature at 85°
- **Quick-ready** Nrapid heating function in few minutes (heating time reduced to the half)
- **Energy Saving** system
- **Safe rinse** device system to guarantee a rinse with excellent results (not for models RV 71,80,81)
- **CPR Costant Rinse Performance**- costant pressure and rinse temperature (RV 81 CRP, RV 82 CRP, RV 50 CRP)
- Self-diagnosis system
- Wash and rinse jets easy to check
- Very easy routine maintenance

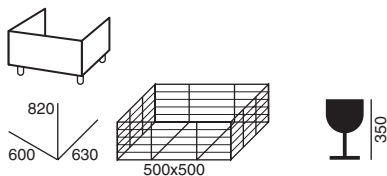
REIHE "RIVER"

Technologie und Zuverlässigkeit für eine Spülung am Hochstand

- Konstruktion aus rostfreiem CNS W.N. 1.4301
- Doppelwandige Konstruktion
- **Tiefgezogener Spülraum** mit Schweißnähten außerhalb der Wasserzone
- Balancierte Tür mit dazwischenlegender Position zum 45°
- **Voneinander unabhängige und zweicher Spül und-Klarspülarne aus rostfreiem Stahl**
- Elektronischen Betrieb
- Soft-touch Bedienungsblende
- Digitalthermometer für Spülraum und Boiler
- Extreme Benutzungseinfachkeit
- **Thermo-stop** Nachspülungsgarantie am 85°
- **Quick-ready** Maschine fertig in wenigen Augenblicken (ca. die Hälfte der üblichen Wartezeiten)
- **Energy Saving** Energiesparsystem
- **Safe-rinse** Garantiesvorrichtung von einer ausgezeichneten Nachspülung (nein für RIVER 71,80,81)
- **CRP Costant Rinse Performance** ständige Druck und Temperaturnachspülung (RV 81 CRP, RV 82 CRP, RV 50 CRP)
- Selbstdiagnosesystem
- Spül und Nachspüldüsen leicht beaufsichtiger
- Extreme Leichtigkeit zur üblichen Wartung



Mod.	Cod.	€EURO	Versioni Versions	Volt/kW	m ³	Kg
RIVER 40	91 39 92	1.992,00		230/50/1 3.5 kW	0.29	48
RIVER 40 D	91 39 93	2.140,00		230/50/1 3.5 kW	0.29	50
RIVER 40 C.T.	91 42 07	2.012,00		230/50/1 3.5 kW	0.29	48



RIVER 48	91 43 39	2.800,00		230/50/1 3,4 kW 400/50/3N 230/50/3 5.45 kW	0.47	66
-----------------	-----------------	-----------------	--	--	------	----

SENZA DOTAZIONE CESTI
WITHOUT RACKS EQUIPMENTS
ONNE KÖRBE AUSSTATTUNG

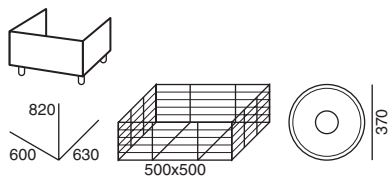
LEGENDA

Versione cesto fisso tondo - Version with round basket on fixed grid - Ausführung mit Rundkörbe auf Adaptergitter

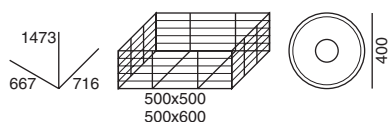
Versione con addolcitore incorporato - Version with built in softener - Ausführung mit eingebautem Wasserenthärter

Dosatore detersivo - Detergent Dispenser - Reingerdosiergerät

Zoccolo inox (vedi pag. 21) - Stainless steel plinth (see pag. 21) - CNS Sockel (siehe Seite 21)



Mod.	Cod.	€EURO	Versioni Versions	Volt/kW	m³	Kg
RIVER 50	91 41 00	2.686,00		230/50/1 3,4 kW 400/50/3N 230/50/3 6,9 kW	0.47	69
RIVER 50	91 42 88	2.822,00		230/50/1 3,4 kW 400/50/3N 230/50/3 6,9 kW	0.47	70
RIVER 50 D	91 41 01	2.843,00		230/50/1 3,4 kW 400/50/3N 230/50/3 6,9 kW	0.47	72
RIVER 50	91 44 12	3.231,00		230/50/1 3,4 kW 400/50/3N 230/50/3 6,9 kW	0.47	74



RIVER 71	91 42 15	3.446,00		400/50/3N 230/50/3 9,1 kW	1.00	116
-----------------	-----------------	-----------------	--	---------------------------------	------	-----

LEGENDA

Pompa scarico incorporata - Built-in drain pump - Eingebaute laugenpumpe

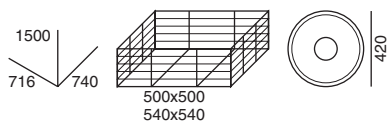
Versione con addolcitore incorporato - Version with built in softener - Ausführung mit eingebautem Wasserenthärter

Zoccolo inox (vedi pag. 21) - Stainless steel plinth (see pag. 21) - CNS Sockel (siehe Seite 21)




Mod.	Cod.	€EURO	Versioni Versions	Volt/kW	m³	Kg
RIVER 80	91 41 12	3.753,00		400/50/3N 230/50/3 6.8 kW	1.00	114

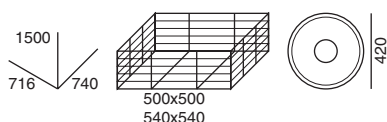
I PREZZI SI INTENDONO SENZA PIANI (VEDI PAG. 22/23)
PRICES ARE WITHOUT TABLES (SEE PAGE 22/23)
PREISE VERSTEHEN SICH OHNE TISCHE (SIEHE SEITE 22/23)



RIVER 81	91 41 13	3.929,00		400/50/3N 230/50/3 9.1 kW	1.00	120
---------------------	----------	----------	--	---------------------------------	------	-----


RIVER 81 C	91 41 23	4.255,00	COIBENTATA INSULATED HOOD ISOLIERTE HAUBE	400/50/3N 230/50/3 9.1 kW	1.00	128
-----------------------	----------	----------	---	---------------------------------	------	-----

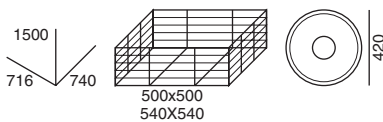
RIVER 81 C	91 43 40	4.664,00	COIBENTATA INSULATED HOOD ISOLIERTE HAUBE 	400/50/3N 230/50/3 9.1 kW	1.00	135
-----------------------	----------	----------	--	---------------------------------	------	-----



I PREZZI SI INTENDONO SENZA PIANI (VEDI PAG. 22/23)
PRICES ARE WITHOUT TABLES (SEE PAGE 22/23)
PREISE VERSTEHEN SICH OHNE TISCHE (SIEHE SEITE 22/23)



Mod.	Cod.	€EURO	Versioni Versions	Volt/kW	m³	Kg
RIVER 82	91 41 14	4.518,00		400/50/3N 230/50/3 11.1 kW	1.00	124
RIVER 82 C	91 41 15	4.843,00	COIBENTATA INSULATED HOOD ISOLIERTE HAUBE	400/50/3N 230/50/3 11.1 kW	1.00	132
RIVER 82 CRP	91 43 41	5.253,00	COIBENTATA INSULATED HOOD ISOLIERTE HAUBE 	400/50/3N 230/50/3 11.1 kW	1.00	139

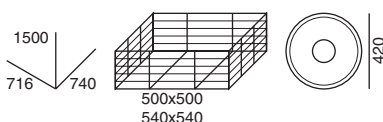


I PREZZI SI INTENDONO SENZA PIANI (VEDI PAG. 22/23)
PRICES ARE WITHOUT TABLES (SEE PAGE 22/23)
PREISE VERSTEHEN SICH OHNE TISCHE (SIEHE SEITE 22/23)



RIVER HL	91 44 45	4.612,00		400/50/3N 230/50/3 9.1 kW	1.00	114
---------------------	----------	----------	--	---------------------------------	------	-----

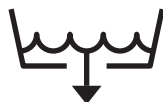
SOLLEVAMENTO AUTOMATICO
AUTOMATIC HOOD LIFT
AUTOMATISCHE HAUBE



I PREZZI SI INTENDONO SENZA PIANI (VEDI PAG. 22/23)
PRICES ARE WITHOUT TABLES (SEE PAGE 22/23)
PREISE VERSTEHEN SICH OHNE TISCHE (SIEHE SEITE 22/23)



KIT POMPA SCARICO
DRAIN PUMP KIT
BAUSATZ LAUGENPUMPE



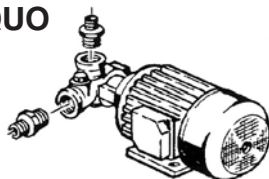
Mod.	Cod.	€EURO
RIVER 40 - 40 D	99 91 99	75,00
RIVER 48 - 48 D - 50 - 50 D	99 91 80	113,00
RIVER 71 - 80 - 81 - 82 - HL	99 91 83	173,00

KIT DOSATORE DETERGIVO
DETERGENT DISPENSER KIT
KIT REINGERDOSIERGERÄT



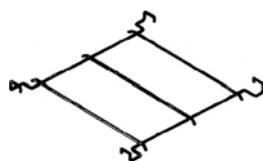
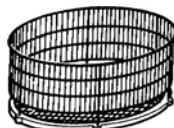
RIVER 50	99 91 66	140,00
RIVER 71 - 80 - 81 - 82 - HL	99 91 82	173,00

POMPA AUSILIARIA RISCIAQUO
RINSE-BOOSTER PUMP
DRUCKSTEIGERUNGSPUMPE



	13 00 13	150,00
RIVER 71 - 80 - 81 - 82	99 91 84	172,00

SUPPORTO CESTO ROTONDO
TRAY FOR ROUND RACK
TRÄGER FÜR RUNDKORB



Ø 315
Ø 380

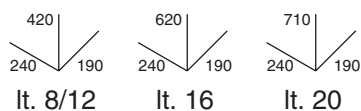

RIVER 40	43 30 17	18,50
-----------------	----------	-------

ZOCCOLO INOX
STAINLESS STEEL PLINTH
CNS UNTERBAU



Mod.	Cod.	€EURO	m ³	Kg
RIVER 48 - 50	79 80 07	270,00	0.13	15

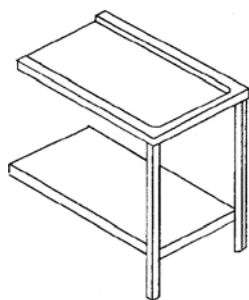
ADDOLCITORE
SOFTENER
ENTHÄRTER



Lt. 8	70 80 01	95,00	0.03	9
Lt. 12	70 80 02	105,00	0.03	11
Lt. 16	70 80 03	140,00	0.04	13
Lt. 20	70 80 04	170,00	0.05	15

PIANO P 70
TABLE P 70
TISCH P 70

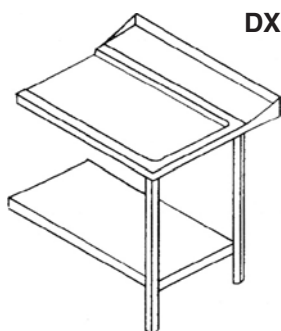
mod. RIVER 80-81-82



	Cod.	€EURO	m ³	Kg
P 70	80202	300,00	0.06	13

PIANO PA 70
TABLE PA 70
TISCH PA 70

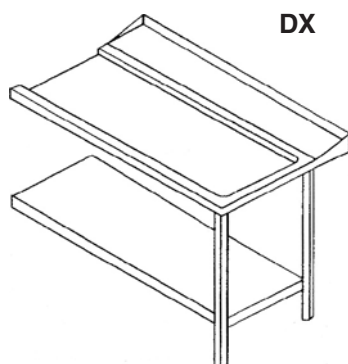
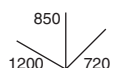
mod. RIVER 80-81-82



PA 70 Dx	80200	388,00	0.14	17
PA 70 Sx	80201	388,00	0.14	17

PIANO PA 120
TABLE PA 120
TISCH PA 120

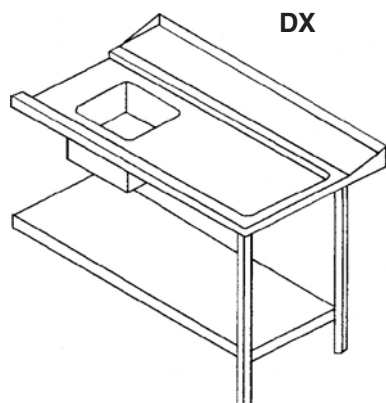
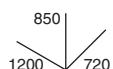
mod. RIVER 80-81-82



PA 120 Dx	80204	542,00	0.15	19
PA 120 Sx	80203	542,00	0.15	19

PIANO PAL 120
TABLE PAL 120
TISCH PAL 120

mod. RIVER 80-81-82



PAL 120 Dx	80206	850,00	0.46	22
PAL 120 Sx	80205	850,00	0.46	22

LEGENDA

Dx = Destro - Right - Rechts

Sx = Sinistro - Left - Links

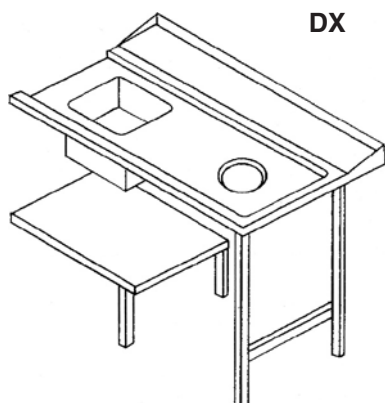
A richiesta - On request - Auf Wunsch

Piani - Table - Tisch - PA 120 mm. 1300-1400-1500-1600-1700-1800-1900-2000



PIANO PALS 120
TABLE PALS 120
TISCH PALS 120

mod. RIVER 80-81-82

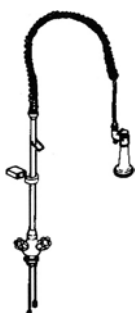


DX



Mod.	Cod.	€EURO	m ³	Kg
PALS 120 Dx	80208	921,00	0.46	24
PALS 120 Sx	80207	921,00	0.46	24

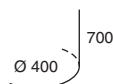

GRUPPO DOCCIA
SHOWER
SCHLAUCHBRAUSE



C 15	79 90 03	323,00	0.02	6
-------------	-----------------	---------------	------	---

PATTUMIERA CARRELLATA ACCIAIO INOX
STAINLESS STEEL CASTER MOUNTED GARBAGE BIN
FAHRBARER CNS MÜLLEIMER

mod. PALS 120



70 40 02	280,00	0.15	8
-----------------	---------------	------	---

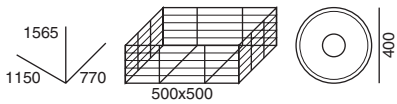
LEGENDA

Dx = Destro - Right - Rechts

Sx = Sinistro - Left - Links

A richiesta - On request - Auf Wunsch

Piani - Table - Tisch - PA 120 mm. 1300-1400-1500-1600-1700-1800-1900-2000



Mod.	Cod.	€EURO	Volt/kW	m ³	Kg
RIVER 150 SX	91 43 80	6.620,00	400/50/3N 16 kW	1.50	150
RIVER 150 DX	91 44 36	6.620,00	400/50/3N 16 kW	1.50	150

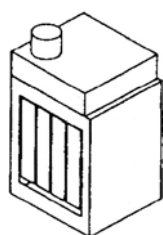
I PREZZI SI INTENDONO SENZA PIANI (VEDI PAG. 26/29)
 PRICES ARE WITHOUT TABLES (SEE PAGE 26/29)
 PREISE VERSTEHEN SICH OHNE TISCHE (SIEHE SEITE 26/29)



SU RICHIESTA / ON REQUEST / AUF WUNSCH

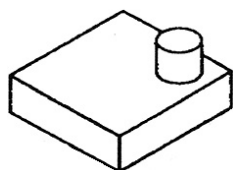
Mod.	€EURO
<ul style="list-style-type: none"> • Alimentazione ad acqua fredda* • Cold water supply* • Kaltwasserversorgung* 	205,00
<ul style="list-style-type: none"> • Dosatore detersivo installato* • Installed detergent dispenser* • Eingebautes reinigerdosiergerät* • Dosatore brillantante installato* • Installed rinse aid dispenser* • Eingebautes klarspülmitteldosiergerät* 	320,00

ZONA ASCIUGATURA ELETTRICA* / ELECTRIC DRYING MODULE* / ELEKTRISCHE TROCKENZONE*



Mod.	Cod.	€EURO	$\frac{L}{m^3/h}$	Volt/kW
RIVER 150	91 50 28	3.205,00	$\frac{600}{1150}$	400/50/3N 6.0 kW

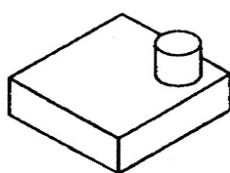
CONDENSA VAPORI* / STEAM CONDENSING MODULE* / WRASENNIEDERSCHLAG*



700 m³/h

Mod.	Cod.	€EURO	Volt/kW
RIVER 150	91 50 29	2.206,00	400/50/3N 0.20 kW

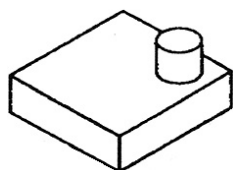
RECUPERATORE DI CALORE E CONDENSA VAPORI PER ALIMENTAZIONE AD ACQUA FREDDA*
HEAT RECOVERY AND STEAM CONDENSING MODULE FOR COLD WATER FEED MACHINES*
WÄRMERÜCKGEWINNEINRICHTUNG UND WRASENNIEDERSCHLAGSEINRICHTUNG MIT KALTWASSERVERSORGUNG*



700 m³/h

Mod.	Cod.	€EURO	Volt/kW
RIVER 150	91 50 30	2.311,00	400/50/3N 0.20 kW

ASPIRAZIONE VAPORI Ø 240 mm.*
EXHAUST PORT AND ASPIRATOR Ø 240 mm.*
ABSAUGROHR Ø 240 mm. UND ABSAUGLÜFTER*

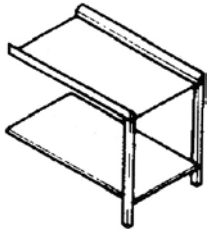


Mod.	Cod.	€EURO	m ³	Kg
RIVER 150	91 50 31	408,00	0.18	15

LEGENDA

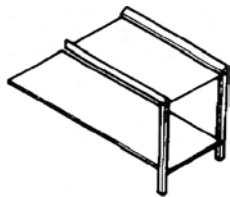
* = Non fornibile separatamente - Cannot be supplied separately - Separat nicht Lieferbar

PIANO ENTRATA / USCITA
FEED / EXIT TABLE
ZULAUF TISCH / AUSLAUF TISCH



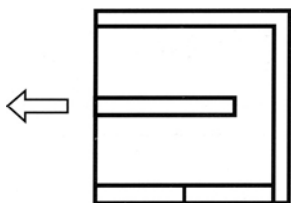
Mod.	Cod.	€EURO		m ³	Kg
RIVER 150	75 48 2	365,00	700x600 h. 850	0.14	16
RIVER 150	75 48 3	410,00	1100x600 h. 850	0.19	21

PIANO USCITA CON ZONA ASCIUGATURA
OUTLET TABLE WITH DRYING MODULE
AUSLAUF TISCH MIT TROCKENZONE



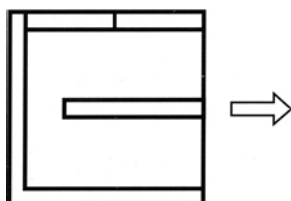
Mod.	Cod.	€EURO		m ³	Kg
RIVER 150	75 48 4	365,00	700x600 h. 850	0.15	16
RIVER 150	75 48 5	410,00	1100x600 h. 850	0.25	25

PIANO LATERALE ANGOLO MECCANIZZATO - DX
MECHANIZED RACK-FEEDING CORNER UNIT - RIGHT
ZULAUF TISCH MIT MECHANISIERTEM ECKANTRIEB ANORDNUNG RECHTS



Mod.	Cod.	€EURO		m ³	Kg
RIVER 150	75 48 1	1.303,00	600x650 h. 850	0.14	19

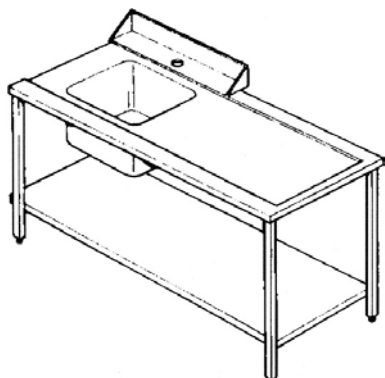
PIANO LATERALE ANGOLO MECCANIZZATO - SX
MECHANIZED RACK-FEEDING CORNER UNIT - LEFT
ZULAUF TISCH MIT MECHANISIERTEM ECKANTRIEB, ANORDNUNG LINKS



Mod.	Cod.	€EURO		m ³	Kg
RIVER 150	75 48 0	1.303,00	600x650 h. 850	0.14	19

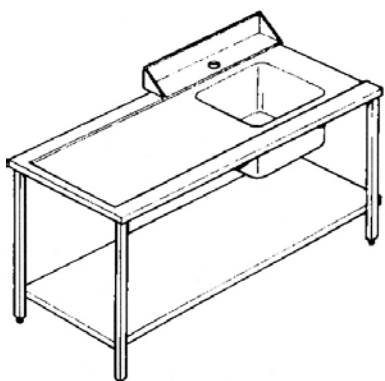


PIANO DI CERNITA CON VASCA E ALZATINA - DX
SORTING TABLE WITH SINK AND SPLASHBACK - RIGHT
ZULAUFTISCH RECHTS MIT BECKEN UND SPRITZBLECH



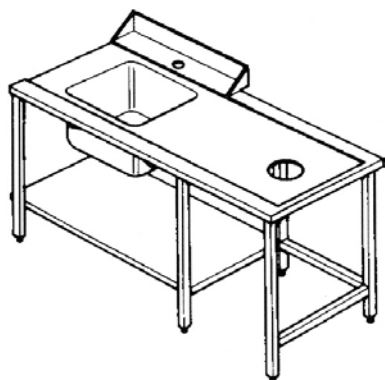
Mod.	Cod.	€EURO		m ³	Kg
RIVER 150	75 45 6	958,00	1200x700 h. 850	1.10	50
RIVER 150	75 45 7	980,00	1500x700 h. 850	1.33	60
RIVER 150	75 45 8	1.055,00	1800x700 h. 850	1.61	70

PIANO DI CERNITA CON VASCA E ALZATINA - SX
SORTING TABLE WITH SINK AND SPLASHBACK - LEFT
ZULAUFTISCH LINKS MIT BECKEN UND SPRITZBLECH



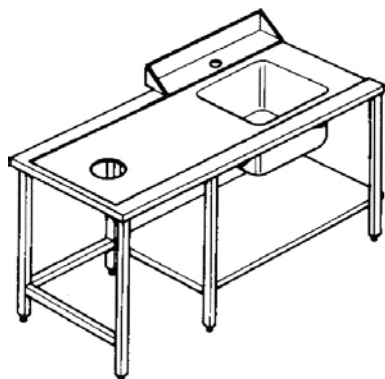
Mod.	Cod.	€EURO		m ³	Kg
RIVER 150	75 45 1	958,00	1200x700 h. 850	1.10	50
RIVER 150	75 45 2	980,00	1500x700 h. 850	1.33	60
RIVER 150	75 45 3	1.055,00	1800x700 h. 850	1.61	70

PIANO DI CERNITA CON VASCA, SBARAZZO E ALZATINA - DX
SORTING TABLE WITH SINK, WASTE HOLE, AND SPLASHBACK - RIGHT
ZULAUFTISCH RECHTS MIT BECKEN, ABWURFSCHACHT UND SPRITZBLECH



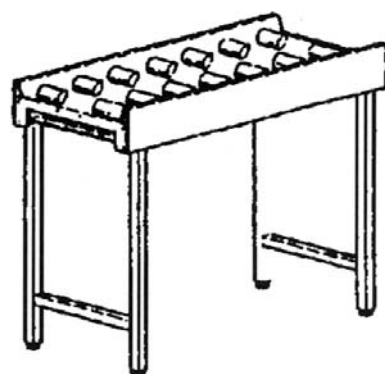
Mod.	Cod.	€EURO		m ³	Kg
RIVER 150	75 44 1	1.110,00	1200x700 h. 850	1.10	49
RIVER 150	75 44 2	1.162,00	1500x700 h. 850	1.33	59
RIVER 150	75 44 3	1.227,00	1800x700 h. 850	1.61	69

PIANO DI CERNITA CON VASCA, SBARAZZO E ALZATINA-SX
SORTING TABLE WITH SINK, WASTE HOLE AND SPLASHBACK-LEFT
ZULAUFTISCH LINKS MIT BECKEN, ABWURFSCHACHT UND SPRITZBLECH



Mod.	Cod.	€EURO	$\begin{matrix} h \\ x \swarrow \searrow y \end{matrix}$	m ³	Kg
RIVER 150	75 44 6	1.110,00	1200x700 h. 850	1.10	49
RIVER 150	75 44 7	1.162,00	1500x700 h. 850	1.33	59
RIVER 150	75 44 8	1.227,00	1800x700 h. 850	1.61	69

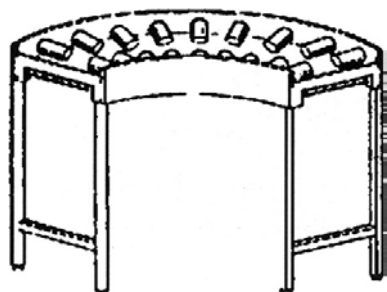
RULLIERA RETTILINEA CON VASCA E GAMBE
STRAIGHT ROLLER WITH SINK AND LEGS
ROLLENBAHN "GERADE" MIT WANNE UND FUSSGESTELL



Mod.	Cod.	€EURO	$\begin{matrix} h \\ x \swarrow \searrow y \end{matrix}$	m ³	Kg
RIVER 150	71 70 66	990,00	1100x630 h. 875	0.73	26
RIVER 150	71 70 67	1.475,00	1600x630 h. 875	1.06	30
RIVER 150	71 70 86	1.594,00	2100x630 h. 875	1.39	34

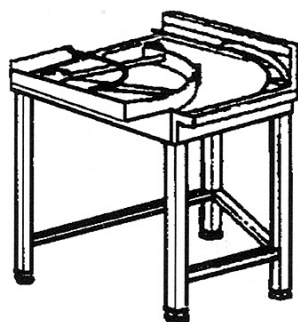


CURVA A RULLI A 90° CON VASCA E GAMBE
CURVED ROLLER WITH SINK AND LEGS
ROLLENBAHNKURVE 90° MIT WANNE UND FUSSGESTELL



Mod.	Cod.	€EURO		m ³	Kg
RIVER 150	71 70 68	1.594,00	1100x1100 h. 875	1.04	30

CURVA MECCANIZZATA A 90° PER SCARICO
MECHANIZED CURVE 90° FOR UNLOADING
MECHANISIERTEBOGEN 90° - AUSLAUFSEITE



Mod.	Cod.	€EURO		m ³	Kg
RIVER 150	75 500	2.874,00	800x800 h. 875	0.85	32

ANELLO IN GOMMA PER PIANI
DUMP HOLE RUBBER RING
GUMMIRING FÜR ABFALLSCHAFT



Mod.	Cod.	€EURO			
RIVER 150	19 90 37	84,00			

SERIE "CLEAN"

La velocità, l'alta produzione nel lavaggio stoviglie

- Costruzione in acciaio AISI 304
- **Vasca in AISI 316**
- **Bracci di lavaggio e risciacquo in acciaio inox**
- Filtri integrali in acciaio inox
- Traino laterale
- Porte in doppia parete bilanciate
- Comandi di bassa tensione
- Estrema semplicità di utilizzo

"CLEAN" RANGE

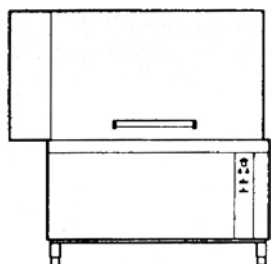
Speed and high production for dishes washing

- Made in AISI 304 stainless steel
- **Tank in AISI 316**
- **WashN and rinse arms in stainless steel**
- BuiltN in stainless steel filters
- Digital tank and boiler thermometers
- Lateral load
- Balanced double skinned doors
- Low voltage control
- Very easy use

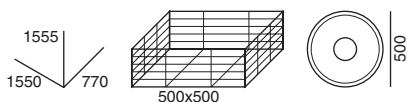
REIHE "CLEAN"

Die Schnelligkeit, die hohe Produktion in der Geschirrspülung

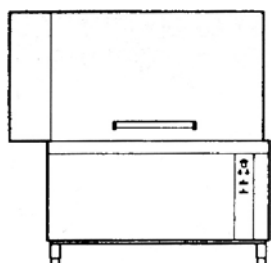
- Konstruktion aus rostfreiem CNS W.N. 1.4301
- **Spülraum aus AISI 316**
- **Spül und Nachspüldusen aus rostfreiem Stahl**
- Filter aus rostfreiem Stahl AISI 304
- Digitalthermometer für Spülraum und Boiler
- Seitentransport
- Bilanzierte doppelwandige Türe
- Bedienungen in Niederspannung
- Extreme Benutzungseinfachheit



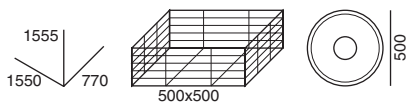
- Lavaggio + Risciacquo
- Wash + Rinse
- Hauptspuelgang + Klarspuelen



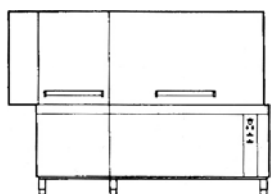
Mod.	Cod.	€EURO	Volt/kW	m ³	Kg
CLEAN 161 DX	91 39 61	8.183,00	400/50/3N 27.7 kW	3.0	270
CLEAN 161 SX	91 39 60	8.183,00	400/50/3N 27.7 kW	3.0	270



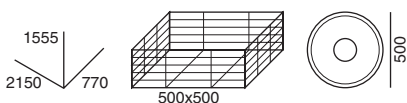
- Lavaggio + Risciacquo
- Wash + Rinse
- Hauptspuelgang + Klarspuelen



CLEAN 221 DX	91 39 59	9.337,00	400/50/3N 27.75 kW	3.0	270
CLEAN 221 SX	91 39 58	9.337,00	400/50/3N 27.75 kW	3.0	270



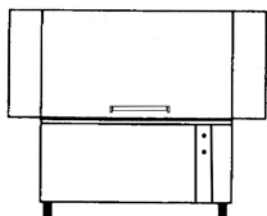
- Prelavaggio + Lavaggio + Risciacquo
- Pre-wash + Wash + Rinse
- Vorspuelgang + Hauptspuelgang + Klarspuelen



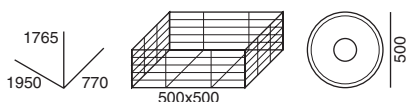
CLEAN 271 DX	91 39 65	12.742,00	400/50/3N 32.3 kW	4.0	360
CLEAN 271 SX	91 39 64	12.742,00	400/50/3N 32.3 kW	4.0	360

LEGENDA

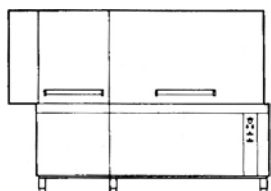
Dx = Entrata destra - Right entry - Zulauf rechts
Sx = Entrata sinistra - Left entry - Zulauf links



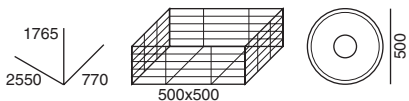
- **Lavaggio + Doppio risciacquo**
- Wash + Double rinse
- Hauptspuelgang + Doppelklarspuelen



Mod.	Cod.	€EURO	Volt/kW	m ³	Kg
CLEAN 272 DX	91 39 63	11.038,00	400/50/3N 28.4 kW	4.0	360
CLEAN 272 SX	91 39 62	11.038,00	400/50/3N 28.4 kW	4.0	360
CLEAN 362 DX	91 39 67	14.443,00	400/50/3N 29 kW	5.0	450
CLEAN 362 SX	91 39 66	14.443,00	400/50/3N 29 kW	5.0	450



- **Prelavaggio + Lavaggio + Doppio risciacquo**
- Pre-wash + Wash + Double rinse
- Vorspuelgang + Hauptspuelgang + Doppelklarspuelen



LEGENDA

Dx = Entrata destra - Right entry - Zulauf rechts
Sx = Entrata sinistra - Left entry - Zulauf links



SU RICHIESTA
ON REQUEST
AUF WUNSCH

Mod.	€ EURO
<ul style="list-style-type: none"> • Versione a vapore • Ausführung mit dampfbetrieb 	
<ul style="list-style-type: none"> • Steam version 	+10%
<ul style="list-style-type: none"> • Tensioni speciali a 50 Hz* • Spezialspannungen 50 Hz* 	
<ul style="list-style-type: none"> • Special voltages at 50 Hz* 	+3%
<ul style="list-style-type: none"> • Tensioni speciali a 60 Hz* • Spezialspannungen 60 Hz* 	
<ul style="list-style-type: none"> • Special voltages at 60 Hz* 	+3%
<ul style="list-style-type: none"> • Alimentazione ad acqua fredda* • Kaltwasserversorgung* 	
<ul style="list-style-type: none"> • Cold water supply* 	+3%
<ul style="list-style-type: none"> • Dosatore detersivo installato* • Eingebautes reinigerdosiergerät* 	
<ul style="list-style-type: none"> • Installed detergent dispenser* 	740,00
<ul style="list-style-type: none"> • Dosatore brillantante installato* • Eingebautes klarspülmitteldosiergerät* 	
<ul style="list-style-type: none"> • Installed rinse aid dispenser* 	410,00

ISOLAMENTO TERMICO*
THERMAL INSULATION*
WÄRMEISOLIERUNG*

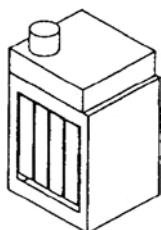
Mod.	€ EURO
CLEAN 161/221	1.460,00
CLEAN 271	1.825,00
CLEAN 272	1.570,00
CLEAN 362	2.070,00

PRELAVAGGIO AD ANGOLO*
CORNER PRE-WASH MODULE*
VORSPUL-ECKMODUL*

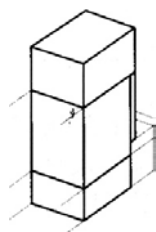
Mod.	€ EURO
CLEAN 271 - 362	1.700,00

LEGENDA

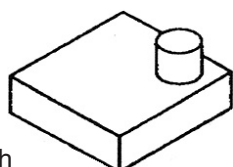
* = **Non fornibile separatamente** - Cannot be supplied separately - Separat nicht Lieferbar

ZONA ASCIUGATURA ELETTRICA*
ELECTRIC DRYING MODULE*
ELEKTRISCHE TROCKENZONE*

Mod.	Cod.	€EURO	$\frac{L}{m^3/h}$	Volt/kW
CLEAN 161 - 221 271 - 272 - 362	91 50 18	3.295,00	$\frac{700}{2.100}$	400/50/3N 6.0 kW

ASCIUGATURA PESANTE ELETTRICA*
HEAVY-DUTY ELECTRIC DRYING*
LEISTUNGSSTARKE ELEKTRISCHE TROCKENZONE*

Mod.	Cod.	€EURO	$\frac{L}{m^3/h}$	Volt/kW
CLEAN 272 - 362	91 50 24	4.725,00	$\frac{900}{3.000}$	400/50/3N 13 kW

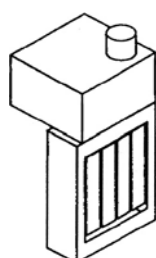
CONDENSA VAPORI*
STEAM CONDENSING MODULE*
WRASENNIEDERSCHLAG*1000 m³/h

Mod.	Cod.	€EURO	Volt/kW
CLEAN 161 - 221 271 - 272 - 362	91 50 10	2.250,00	400/50/3N 0.18 kW

RECUPERATORE DI CALORE E CONDENSA VAPORI DA ABBINARE A ZONA ASCIUGATURA - SOLO PER ALIMENTAZIONE AD ACQUA FREDDA*

HEAT RECOVERY AND STEAM CONDENSING MODULE TO BE COUPLED WITH DRYING MODULE-ONLY FOR COLD WATER FEED MACHINES*

WÄRMERÜCKGEWINNEINRICHTUNG UND WRASENNIEDERSCHLAGSEINRICHTUNG IN VERBINDUNG MIT DER TROCKENZONE UND KALTWASSERVERSORGUNG*

1000 m³/h

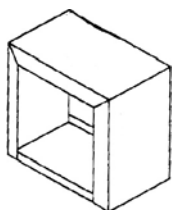
Mod.	Cod.	€EURO	Volt/kW
CLEAN 271 - 362	91 50 27	2.860,00	400/50/3N 0.18 kW

LEGENDA

* = Non fornibile separatamente - Cannot be supplied separately - Separat nicht Lieferbar

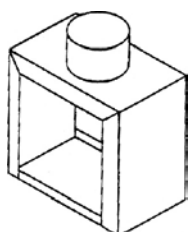


CAPPOTTINA PARASPRUZZI IN USCITA*
SPLASH GUARD*
SPRITZSCHUTZ*



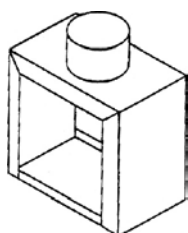
Mod.	Cod.	€EURO	m³	Kg
CLEAN 161 - 221 - 271	91 50 11	275,00	0.18	14

CAPPOTTINA PARASPRUZZI IN USCITA CON COLLARINO Ø 240 mm.*
SPLASH GUARD WITH EXHAUST PIPE Ø 240 mm.*
SPRITZSCHUTZ MIT ABLUFTANSCHLUSS Ø 240 mm.*



Mod.	Cod.	€EURO	m³	Kg
CLEAN 161 - 221 - 271	91 50 12	362,00	0.18	15

CAPPOTTINA PARASPRUZZI IN USCITA CON COLLARINO Ø 240 mm E ASPIRATORE*
SPLASH GUARD WITH EXHAUST PIPE Ø 240 mm AND ASPIRATOR*
SPRITZSCHUTZ MIT ABLUFTANSCHLUSS Ø 240 mm UND SAUGLUFTER*

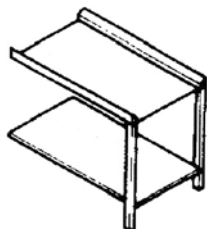


Mod.	Cod.	€EURO	Volt/kW	m³	Kg
CLEAN 161 - 221 - 271	91 50 13	770,00	400/50/3N 0.18 kW	0.18	22

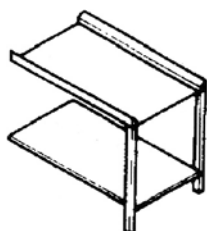
Mod.	Cod.	€EURO
<ul style="list-style-type: none"> • Applicazione collarino Ø 240 per cappottina* • Exhaust pipe Ø 240 mm. for splash guard* • Abluftrohr Ø 240 mm. für Spritzschutz* 	91 50 16	90,00
<ul style="list-style-type: none"> • Applicazione collarino Ø 240 e aspiratore per cappottina* • Exhaust pipe Ø 240 mm. and aspirator for splash guard* • Abluftrohr Ø 240 mm. und ventilator für Spritzschutz* 	91 50 20	420,00
<ul style="list-style-type: none"> • Sistema di lavaggio temporizzato DX* • Temporized washing system DX* • Zeitlich gesteuertes waschsystem DX* 	91 50 14	595,00
<ul style="list-style-type: none"> • Sistema di lavaggio temporizzato SX* • Temporized washing system SX* • Zeitlich gesteuertes waschsystem SX* 	91 50 15	595,00

LEGENDA

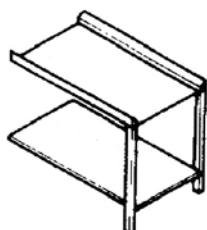
* = Non fornibile separatamente - Cannot be supplied separately - Separat nicht Lieferbar
Dx = Destro - Right - Rechts, Sx = Sinistro - Left - Links

PIANO ENTRATA
FEED TABLE
ZULAUFTISCH

Mod.	Cod.	€EURO	$\begin{matrix} h \\ x \quad y \end{matrix}$	m ³	Kg
CLEAN 161 - 221 271 - 272 - 362	71 70 44	365,00	700x600 h. 850	0.14	16
CLEAN 161 - 221 271 - 272 - 362	71 70 45	410,00	1100x600 h. 850	0.19	21

PIANO USCITA
EXIT TABLE
AUSLAUFTISCH

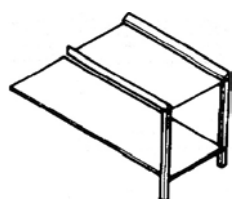
Mod.	Cod.	€EURO	$\begin{matrix} h \\ x \quad y \end{matrix}$	m ³	Kg
CLEAN 161 - 221 - 271	71 70 46	365,00	700x600 h. 850	0.13	15
CLEAN 161 - 221 - 271	71 70 47	410,00	1100x600 h. 850	0.15	20
CLEAN 161 - 221 - 271	71 70 48	452,00	1600x600 h. 850	0.22	28

PIANO USCITA
EXIT TABLE
AUSLAUFTISCH

Mod.	Cod.	€EURO	$\begin{matrix} h \\ x \quad y \end{matrix}$	m ³	Kg
CLEAN 272 - 362	71 70 75	365,00	700x600 h. 850	0.13	15
CLEAN 272 - 362	71 70 76	410,00	1100x600 h. 850	0.15	20
CLEAN 272 - 362	71 70 77	452,00	1600x600 h. 850	0.22	28

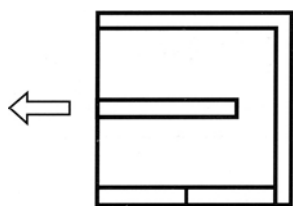


PIANO USCITA CON ZONA ASCIUGATURA L = 700 mm.
OUTLET TABLE WITH DRYING MODULE W = 700 mm.
AUSLAUFTISCH MIT TROCKENZONE L = 700 mm.



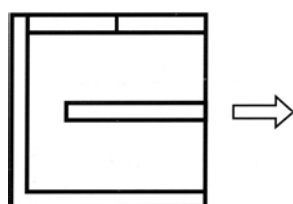
Mod.	Cod.	€EURO		m ³	Kg
CLEAN 161 - 221 271 - 272 - 362	71 70 52	365,00	700x600 h. 850	0.15	19
CLEAN 161 - 221 271 - 272 - 362	71 70 53	410,00	1100x600 h. 850	0.25	25
CLEAN 161 - 221 271 - 272 - 362	71 70 54	452,00	1600x600 h. 850	0.35	32

PIANO LATERALE ANGOLO MECCANIZZATO DX
MECHANIZED RACK-FEEDING CORNER UNIT - RIGHT
ZULAUF TISCH MIT MECHANISIERTEM ECKANTRIEB ANORDNUNG RECHTS



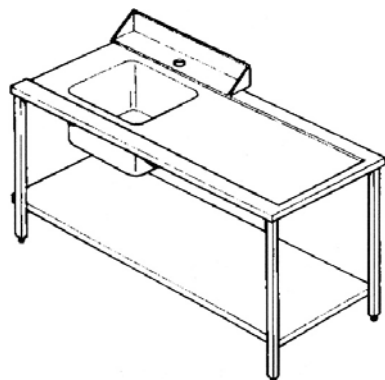
Mod.	Cod.	€EURO		m ³	Kg
CLEAN 161 - 221 271 - 272 - 362	71 70 55	1.303,00	600x650 h. 850	0.14	19

PIANO LATERALE ANGOLO MECCANIZZATO SX
MECHANIZED RACK-FEEDING CORNER UNIT - LEFT
ZULAUF TISCH MIT MECHANISIERTEM ECKANTRIEB, ANORDNUNG LINKS



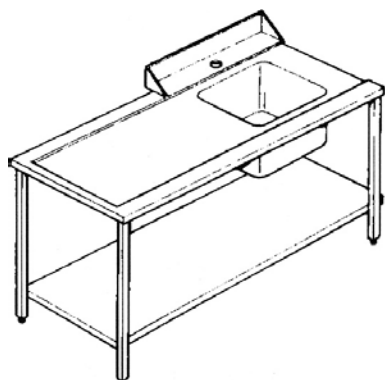
Mod.	Cod.	€EURO		m ³	Kg
CLEAN 161 - 221 271 - 272 - 362	71 70 56	1.303,00	600x650 h. 850	0.14	19

PIANO DI CERNITA CON VASCA E ALZATINA DX
SORTING TABLE WITH SINK AND SPLASHBACK RIGHT
ZULAUFTISCH RECHTS MIT BECKEN UND SPRITZBLECH



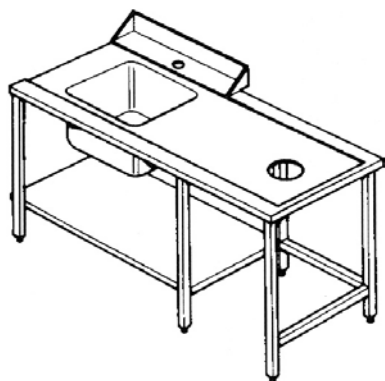
Mod.	Cod.	€EURO	$\begin{matrix} h \\ x \quad y \end{matrix}$	m ³	Kg
CLEAN 161 - 221 271 - 272 - 362	71 70 61	958,00	1200x700 h. 850	1.10	50
CLEAN 161 - 221 271 - 272 - 362	71 70 62	980,00	1500x700 h. 850	1.33	60
CLEAN 161 - 221 271 - 272 - 362	71 70 78	1.055,00	1800x700 h. 850	1.61	70
CLEAN 161 - 221 271 - 272 - 362	71 70 79	1.110,00	2000x700 h. 850	1.78	77

PIANO DI CERNITA CON VASCA E ALZATINA Sx
SORTING TABLE WITH SINK AND SPLASHBACK LEFT
ZULAUFTISCH LINKS MIT BECKEN UND SPRITZBLECH



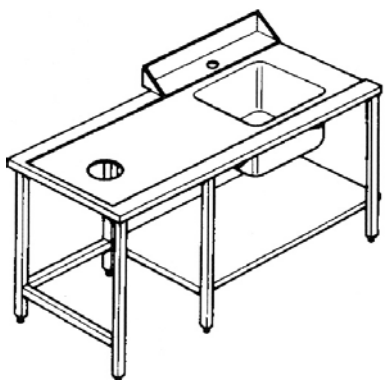
Mod.	Cod.	€EURO	$\begin{matrix} h \\ x \quad y \end{matrix}$	m ³	Kg
CLEAN 161 - 221 271 - 272 - 362	71 70 63	958,00	1200x700 h. 850	1.10	50
CLEAN 161 - 221 271 - 272 - 362	71 70 64	980,00	1500x700 h. 850	1.33	60
CLEAN 161 - 221 271 - 272 - 362	71 70 80	1.055,00	1800x700 h. 850	1.61	70
CLEAN 161 - 221 271 - 272 - 362	71 70 81	1.110,00	2000x700 h. 850	1.78	77

PIANO DI CERNITA CON VASCA, SBARAZZO E ALZATINA-DX
SORTING TABLE WITH SINK, WASTE HOLE, AND SPLASHBACK-RIGHT
ZULAUFTISCH RECHTS MIT BECKEN, ABWURFSCHACHT UND SPRITZBLECH



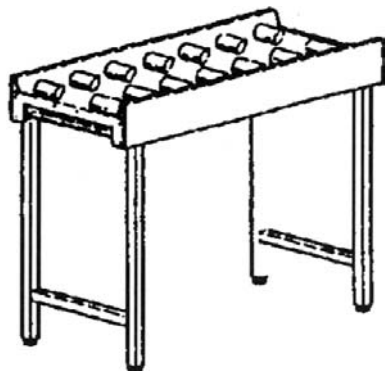
Mod.	Cod.	€EURO	$\begin{matrix} h \\ x \quad y \end{matrix}$	m ³	Kg
CLEAN 161 - 221 271 - 272 - 362	71 70 57	1.110,00	1200x700 h. 850	1.10	49
CLEAN 161 - 221 271 - 272 - 362	71 70 58	1.162,00	1500x700 h. 850	1.33	59
CLEAN 161 - 221 271 - 272 - 362	71 70 82	1.227,00	1800x700 h. 850	1.61	69
CLEAN 161 - 221 271 - 272 - 362	71 70 83	1.300,00	2000x700 h. 850	1.78	76

PIANO DI CERNITA CON VASCA, SBARAZZO E ALZATINA-SX
SORTING TABLE WITH SINK, WASTE HOLE AND SPLASHBACK-LEFT
ZULAUFTISCH LINKS MIT BECKEN, ABWURFSCHACHT UND SPRITZBLECH



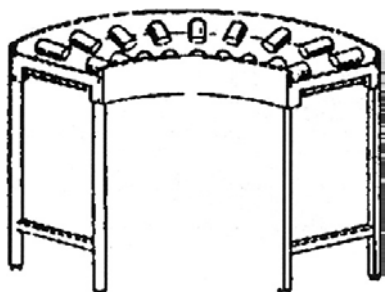
Mod.	Cod.	€EURO	$\begin{matrix} h \\ x \quad y \end{matrix}$	m ³	Kg
CLEAN 161 - 221 271 - 272 - 362	71 70 59	1.110,00	1200x700 h. 850	1.10	49
CLEAN 161 - 221 271 - 272 - 362	71 70 60	1.162,00	1500x700 h. 850	1.33	59
CLEAN 161 - 221 271 - 272 - 362	71 70 84	1.227,00	1800x700 h. 850	1.61	69
CLEAN 161 - 221 271 - 272 - 362	71 70 85	1.300,00	2000x700 h. 850	1.78	76

RULLIERA RETTILINEA CON VASCA E GAMBE
STRAIGHT ROLLER WITH SINK AND LEGS
ROLLENBAHN "GERADE" MIT WANNE UND FUSSGESTELL




Mod.	Cod.	€EURO	$\begin{matrix} h \\ x \quad y \end{matrix}$	m ³	Kg
CLEAN 161 - 221 271 - 272 - 362	71 70 66	990,00	1100x630 h. 875	0.73	26
CLEAN 161 - 221 271 - 272 - 362	71 70 67	1.475,00	1600x630 h. 875	1.06	30
CLEAN 161 - 221 271 - 272 - 362	71 70 86	1.594,00	2100x630 h. 875	1.39	34
CLEAN 161 - 221 271 - 272 - 362	71 70 87	1.713,00	2600x630 h. 875	1.72	38

CURVA A RULLI A 90° CON VASCA E GAMBE
CURVED ROLLER WITH SINK AND LEGS
ROLLENBAHNKURVE 90° MIT WANNE UND FUSSGESTELL



Mod.	Cod.	€EURO	$\begin{matrix} h \\ x \quad y \end{matrix}$	m ³	Kg
CLEAN 161 - 221 271 - 272 - 362	71 70 68	1.594,00	1100x1100 h. 875	1.04	30

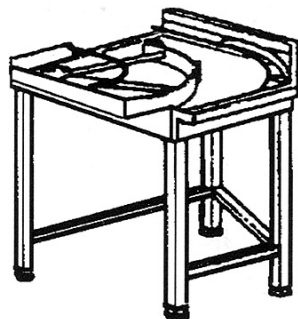
ELEMENTO LINEARE A RULLI CON RUOTE
CASTOR-MOUNTED STRAIGHT ROLLER UNIT
FAHRBARE ROLLENBAHN "GERADE"



Mod.	Cod.	€EURO	$\begin{matrix} h \\ x \quad y \end{matrix}$	m ³	Kg
CLEAN 161 - 221 271 - 272 - 362	71 70 69	1.604,00	1145x630 h. 875	0.80	26
CLEAN 161 - 221 271 - 272 - 362	71 70 70	1.971,00	1645x630 h. 875	1.10	30
CLEAN 161 - 221 271 - 272 - 362	71 70 88	2.220,00	2145x630 h. 875	1,40	34




CURVA MECCANIZZATA A 90° PER SCARICO
MECHANIZED CURVE 90° FOR UNLOADING
MECHANISIERTEBOGEN 90° - AUSLAUFSEITE



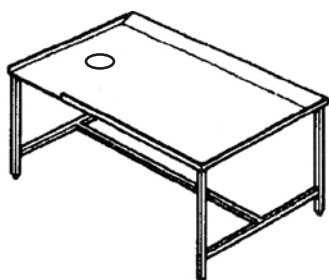
Mod.	Cod.	€EURO		m ³	Kg
CLEAN 161 - 221 271 - 272 - 362	71 70 71	2.874,00	800x800 h. 875	0.85	32

CURVA MECCANIZZATA A 180° PER SCARICO - MOVIMENTO ORARIO
MECHANIZED CURVE 180° FOR UNLOADING - CLOCKWISE MOVEMENT
MECHANISIERTEBOGEN 180° - AUSLAUFSEITE - FÖRDERUNG UHRZEIGERSINN



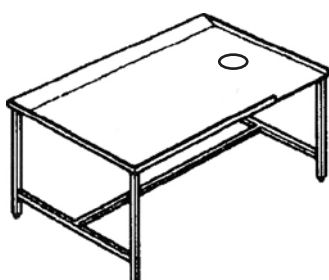
Mod.	Cod.	€EURO		m ³	Kg
CLEAN DX 161 - 221 271 - 272 - 362	71 70 72	4.200,00	1450x800 h. 875	1.46	36
CLEAN SX 161 - 221 271 - 272 - 362	71 70 73	4.200,00	1450x800 h. 875	1.46	36

PIANO CERNITA BIFRONTALE - DX
DOUBLE-SIDED SORTING TABLE - RIGHT
SORTIERTISCH-ZWEISEITIG BEDIENBAR - RECHTS



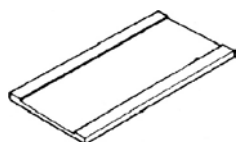
Mod.	Cod.	€EURO		m ³	Kg
CLEAN 161 - 221 271 - 272 - 362	71 70 93	1.227,00	1600x1050 h. 850	1.8	65
CLEAN 161 - 221 271 - 272 - 362	71 70 94	1.400,00	2100x1050 h. 850	2.4	85
CLEAN 161 - 221 271 - 272 - 362	71 70 95	1.582,00	2600x1050 h. 850	3.0	95

PIANO CERNITA BIFRONTALE - SX
DOUBLE-SIDED SORTING TABLE - LEFT
SORTIERTISCH-ZWEISEITIG BEDIENBAR - LINKS



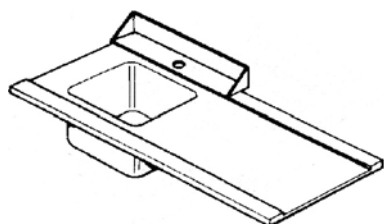
Mod.	Cod.	€EURO		m ³	Kg
CLEAN 161 - 221 271 - 272 - 362	71 70 96	1.227,00	1600x1050 h. 850	1.8	65
CLEAN 161 - 221 271 - 272 - 362	71 70 97	1.400,00	2100x1050 h. 850	2.4	85
CLEAN 161 - 221 271 - 272 - 362	71 70 98	1.582,00	2600x1050 h. 850	3.0	95

PIANO DI COLLEGAMENTO
LINK-TABLE
VERBINDUNGSTISCH



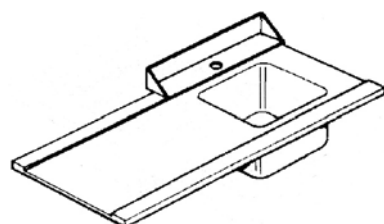
Mod.	Cod.	€EURO	$\begin{matrix} h \\ x \quad y \end{matrix}$	m ³	Kg
CLEAN 161 - 221 271 - 272 - 362	71 70 99	215,00	1000x600	0.18	35
CLEAN 161 - 221 271 - 272 - 362	71 71 00	280,00	1300x600	0.25	40

PIANO DI COLLEGAMENTO CON VASCA E ALZATINA - RIGHT
LINK TABLE WITH SINK AND SPLASHBACK - RIGHT
VERBINDUNGSTISCH MIT SPÜLBECKEN UND SPRITZBLECH - RECHTS



Mod.	Cod.	€EURO	$\begin{matrix} h \\ x \quad y \end{matrix}$	m ³	Kg
CLEAN 161 - 221 271 - 272 - 362	71 71 01	452,00	700x750	0.23	40
CLEAN 161 - 221 271 - 272 - 362	71 71 03	506,00	1000x750	0.32	45
CLEAN 161 - 221 271 - 272 - 362	71 71 05	570,00	1300x750	0.41	50

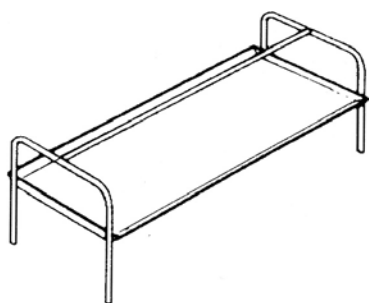
PIANO DI COLLEGAMENTO CON VASCA E ALZATINA - SX
LINK TABLE WITH SINK AND SPLASHBACK - LEFT
VERBINDUNGSTISCH MIT SPÜLBECKEN UND SPRITZBLECH - LINKS



Mod.	Cod.	€EURO	$\begin{matrix} h \\ x \quad y \end{matrix}$	m ³	Kg
CLEAN 161 - 221 271 - 272 - 362	71 71 02	452,00	700x750	0,23	40
CLEAN 161 - 221 271 - 272 - 362	71 71 04	506,00	1000x750	0.32	45
CLEAN 161 - 221 271 - 272 - 362	71 71 06	570,00	1300x750	0.41	50



MENSOLA PORTACESTELLI PER TAVOLO CERNITA BIFRONTALE
RACK-SHELF FOR DOUBLE SIDED SORTING TABLE
REGAL FÜR SORTIERTISCH ZWEISEITIG BEDIENBAR



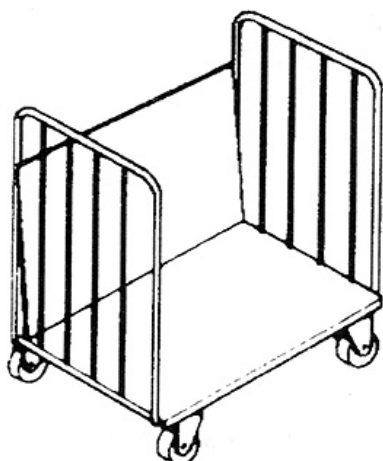
Mod.	Cod.	€EURO		m ³	Kg
CLEAN 161 - 221 271 - 272 - 362	71 71 14	452,00	1600x650 h. 600	0.8	50
CLEAN 161 - 221 271 - 272 - 362	71 71 15	529,00	2100x650 h. 600	1.0	53
CLEAN 161 - 221 271 - 272 - 362	71 71 16	603,00	2600x650 h. 600	1.25	56

ANELLO IN GOMMA PER PIANI
DUMP HOLE RUBBER RING
GUMMIRING FÜR ABFALLSCHAFT



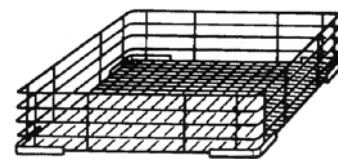
Mod.	Cod.	€EURO			
CLEAN 161 - 221 271 - 272 - 362	19 90 37	84,00			

CARRELLO PORTAPIATTI
PLATE TROLLEY
TELLERWAGEN



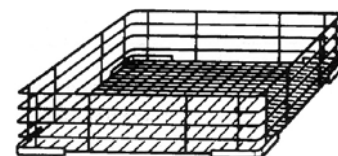
Cod.	€EURO		m ³	Kg
71 71 51	646,00	800x600 h. 800	0.46	32

CESTO BICCHIERI QUADRATO FONDO PIANO
SQUARE PLAT RACK FOR GLASSES
ECKIGER GLÄSERKORB MIT EBENER AUFLAGE



Mod.	Cod.	$\begin{matrix} h \\ x \quad y \end{matrix}$	€EURO
E 35 - E 35 H - NIAGARA 35	98 30 57	350x350 h. 110	31,00
E 35 - E 35 H - NIAGARA 35	98 30 63	350x350 h. 170	33,00
E 40 - E 40 H - NIAGARA 40 - MISTRAL 40	98 30 55	385x385 h. 90	31,00
E 40 - E 40 H - NIAGARA 40 - MISTRAL 40	98 30 56	385x385 h. 170	33,00
E 40 - E 40 H - NIAGARA 40 - MISTRAL 40	98 30 01	385x385 h. 200	44,00
RIVER 40	98 30 61	400x400 h.110	37,00
RIVER 40	98 30 62	400x400 h. 170	39,00
NIAGARA 45	98 30 68	450x450 h. 100	
E 50 - E 51 - E 55 - E 78 - NIAGARA 51 - MISTRAL 51 RIVER 50 - RIVER 71 - RIVER 80-81-82 - RIVER HL	98 30 32	500x500 h. 120	50,00
E 50 - E 51 - E 55 - E 78 - NIAGARA 51 - MISTRAL 51 RIVER 50 - RIVER 71 - RIVER 80-81-82 - RIVER HL	98 30 28	500x500 h.200	57,00

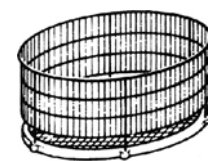
CESTO SPECIALE PER BICCHIERI BIRRA (PINTE)
SPECIAL BASKET FOR BEER GLASSES (PINTS)
SPEZIALKORB FÜR BIERHUMPEN (PINTS)



Mod.	Cod.	$\begin{matrix} h \\ x \quad y \end{matrix}$	€EURO
RIVER 40 - RIVER 43	98 30 74	400x400 h. 142	30,00



CESTO BICCHIERI ROTONDO
ROUND RACK FOR GLASSES
RUNDER GLÄSERKORB

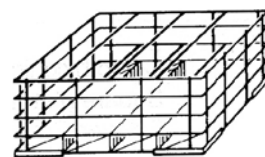


Mod.	Cod.		€EURO
E 35 C.T. - NIAGARA 35 C.T.	70 60 95	Ø 350 h. 110	33,00
E 35 C.T. - NIAGARA 35 C.T.	70 61 07	Ø 350 h. 170	40,00
E 40 C.T. - E 40 H C.T. - E 41 C.T. NIAGARA 40 C.T. - MISTRAL 40 C.T.	98 30 60	Ø 375 h. 110	39,00
E 40 C.T. - E 40 H C.T. - E 41 C.T. NIAGARA 40 C.T. - MISTRAL 40 C.T.	98 30 15	Ø 375 h. 170	39,00
E 40 C.T. - E 40 H C.T. - E 41 C.T. NIAGARA 40 C.T. - MISTRAL 40 C.T.	98 30 26	Ø 375 h. 190	40,00
RIVER 40 C.T.	98 30 25	Ø 400 h. 190	44,00

CESTO BICCHIERI QUADRATO FONDO PIANO
SQUARE PLAT RACK FOR GLASSES
ECKIGER GLÄSERKORB MIT EBENER AUFLAGE



Mod.	Cod.		€EURO
E 35 - E 35 H - NIAGARA 35	70 61 31	350x350 h. 110	31,00
E 40 - E 40 H - NIAGARA 40 MISTRAL 40 - RIVER 40	78 00 84	385x385 h. 65	31,00
E 40 - E 40 H - NIAGARA 40 MISTRAL 40 - RIVER 40	78 00 85	385x385 h. 120	38,00
E 40 - E 40 H - NIAGARA 40 MISTRAL 40 - RIVER 40	78 00 86	385x385 h. 180	46,00
E 50 - E 51 - E 55 - E 78 - NIAGARA 51 - MISTRAL 51 RIVER 50-61 - RIVER 71 - RIVER 80-81-82	78 00 78	500x500 h. 70	40,00

CESTO BICCHIERI QUADRATO CON FILE
 SQUARE GLASS RACK WITH ROWS
 ECKIGER GLÄSERKORB MIT TEILIG







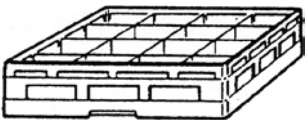
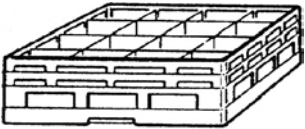
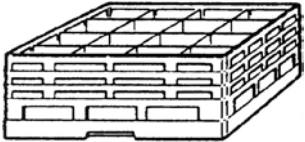


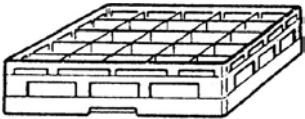
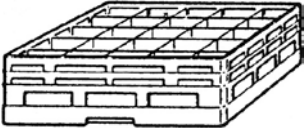
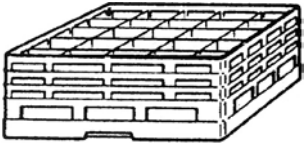


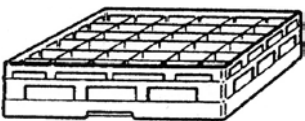
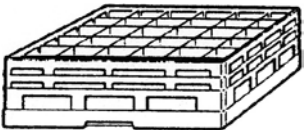
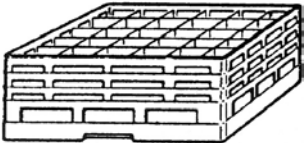


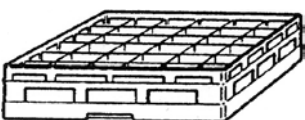
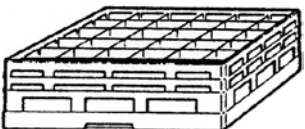
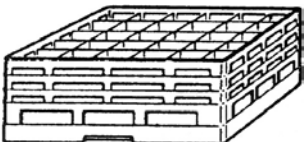
Mod.	Cod.			€EURO
<ul style="list-style-type: none"> Cesto bicchieri quadrato 3 file - fondo inclinato Square sloping rack 3 rows Eckiger Gläserkorb 3 teilig mit geneigter Auflage E 40 - E 40 H - NIAGARA 40 - MISTRAL 40	98 30 41	385x385 h. 170	110	50,00
<ul style="list-style-type: none"> Cesto bicchieri quadrato 4 file - fondo piano Square glass flat rack 4 rows Eckiger Gläserkorb 4 teilig mit ebener Auflage E 40 - E 40 H - NIAGARA 40 - MISTRAL 40	98 30 48	385x385 h. 170	85	53,00
<ul style="list-style-type: none"> Cesto bicchieri quadrato 4 file - fondo inclinato Square sloping rack 4 rows Eckiger Gläserkorb 4 teilig mit geneigter Auflage E 40 - E 40 H - NIAGARA 40 - MISTRAL 40	98 30 38	385x385 h. 170	85	50,00
<ul style="list-style-type: none"> Cesto bicchieri quadrato 4 file - fondo inclinato Square sloping rack 4 rows Eckiger Gläserkorb 4 teilig mit geneigter Auflage RIVER 40	98 30 66	400x400 h. 170	85	50,00
<ul style="list-style-type: none"> Cesto bicchieri quadrato 4 file - fondo inclinato Square sloping rack 4 rows Eckiger Gläserkorb 4 teilig mit geneigter Auflage RIVER 40	98 30 72	400x400 h. 200	85	63,00
<ul style="list-style-type: none"> Cesto bicchieri quadrato 5 file - fondo piano Square glass flat 5 rows Eckiger Gläserkorb 5 teilig mit ebener Auflage NIAGARA 45	98 30 73	450x450 h. 200	85	58,00

CESTO BICCHIERI QUADRATO CON FILE
 SQUARE GLASS RACK WITH ROWS
 ECKIGER GLÄSERKORB MIT TEILIG





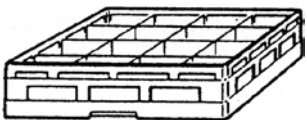
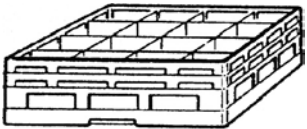


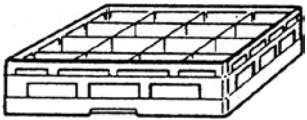
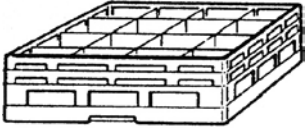

Mod.	Cod.			€EURO
<ul style="list-style-type: none"> Cesto bicchieri quadrato 3 file - fondo inclinato Square sloping rack 3 rows Eckiger Gläserkorb 3 teilig mit geneigter Auflage E 40 - E 40 H - NIAGARA 40 - MISTRAL 40 RIVER 40	78 01 07	385x385 h. 180	115	80,00
<ul style="list-style-type: none"> Cesto bicchieri quadrato 4 file - fondo inclinato Square sloping rack 4 rows Eckiger Gläserkorb 4 teilig mit geneigter Auflage E 40 - E 40 H - NIAGARA 40 - MISTRAL 40 RIVER 40	78 01 09	385x385 h. 180	85	85,00



CESTO 500x500
RACK 500x500
KORB 500x500

	 mm. 130	 mm. 165	 mm. 210
 mm. 113  16	 Cod. 78 00 89 €EURO 66,00	 Cod. 78 00 93 €EURO 81,00	 Cod. 78 00 97 €EURO 97,00
 mm. 90  25	 Cod. 78 00 90 €EURO 69,00	 Cod. 78 00 94 €EURO 86,00	 Cod. 78 00 98 €EURO 101,00
 mm. 73  36	 Cod. 78 00 91 €EURO 71,00	 Cod. 78 00 95 €EURO 91,00	 Cod. 78 00 99 €EURO 107,00
 mm. 63  49	 Cod. 78 00 92 €EURO 74,00	 Cod. 78 00 96 €EURO 97,00	 Cod. 78 01 00 €EURO 112,00

CESTO CON FONDO INCLINATO 500x500
SLOPING RACK 500x500
KORB MIT GENEIGTER AUFLAGE 500x500

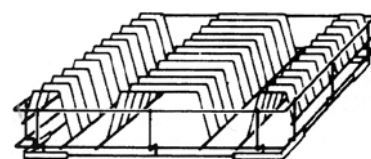
	 mm. 165	 mm. 210
 mm. 113  16	 Cod. 78 01 01 €EURO 85,00	 Cod. 78 01 03 €EURO 100,00
 mm. 90  25	 Cod. 78 01 02 €EURO 92,00	 Cod. 78 01 04 €EURO 108,00

CESTO PIATTINI E BICCHIERI
CUPS AND SAUCERS RACK
UNTERTASSEN- UND GLÄSERKORB



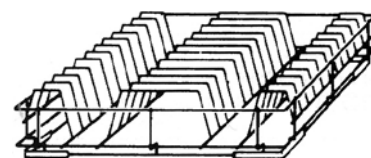
Mod.	Cod.		€EURO
RIVER 40	98 30 71	400x400 h. 170	46,00

CESTO PIATTINI
SAUCER RACK
UNTERTASSENKORB



Mod.	Cod.			€EURO
E 40 - E 40 H - NIAGARA 40 - MISTRAL 40	98 30 40	385x385 h. 80	130	37,00

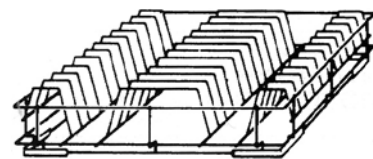
CESTO PIATTI QUADRATO
SQUARE RACK FOR PLATES
ECKIGER TELLERKORB



Mod.	Cod.				€EURO
E 40 - E 40 H - NIAGARA 40 - MISTRAL 40 - RIVER 40	98 30 70	385x385	9	240	39,00
NIAGARA 45	98 30 67	450x450	14	240	50,00
E 50 - E 51 - E 55 - E 78 - NIAGARA 51 - MISTRAL 51 RIVER 50 - 71 - 80 - 81 - 82 - RIVER HL	98 30 27	500x500	16	240	44,00
E 50 - E 51 - E 55 - E 78 - NIAGARA 51 - MISTRAL 51 RIVER 50 - 71 - 80 - 81 - 82 - RIVER HL	98 30 31	500x500	18	240	47,00
E 78 - RIVER 80-81-82	98 30 30	540x540	22	240	55,00
RIVER 71	45320	500x600	24	240	53,00



CESTO PIATTI PIZZA QUADRATO
SQUARE RACK FOR PIZZA PLATES
ECKIGER "PIZZA" TELLERKORB



Mod.	Cod.				€EURO
E 50 - E 51 - E 55 - E 78 - NIAGARA 51 - MISTRAL 51 RIVER 50 - 71 - 80 - 81 - 82 - RIVER HL	98 30 27	500x500	7	320	44,00
E 78 - RIVER 80-81-82 - RIVER HL	98 30 30	540x540	11	320	55,00

CESTO PIATTI QUADRATO
SQUARE RACK FOR PLATES
ECKIGER TELLERKORB

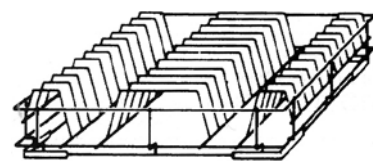





Mod.	Cod.				€EURO
E 50 - E 51 - E 55 - E 78 - NIAGARA 51 - MISTRAL 51 RIVER 50 - RIVER 71 - RIVER 80-81-82 - RIVER HL	78 00 72	500x500	18/12	240	42,00
E 50 - E 51 - E 55 - E 78 - NIAGARA 51 - MISTRAL 51 RIVER 50 - RIVER 71 - RIVER 80-81-82 - RIVER HL	78 00 73	500x500	15	280	44,00

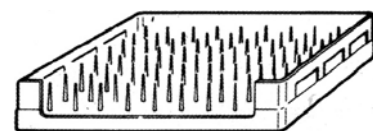
CESTO PIATTI PIZZA QUADRATO
SQUARE RACK FOR PIZZA PLATES
ECKIGER "PIZZA" TELLERKORB






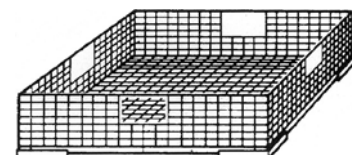
Mod.	Cod.				€EURO
E 50 - E 51 - E 55 - E 78 - NIAGARA 51 - MISTRAL 51 RIVER 50 - RIVER 71 - RIVER 80-81-82 - RIVER HL	78 00 74	500x500	9	380	51,00


CESTO VASSOI QUADRATO
SQUARE RACK FOR TRAYS
ECKIGER TABLETTKORB

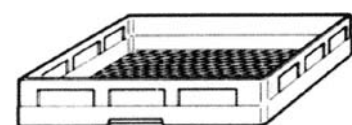
Mod.	Cod.				€EURO
E 78 - RIVER 50 - RIVER 71 - RIVER 80-81-82 - RIVER HL	98 30 27	500x500	7	480x370	45,00
E 78 - RIVER 80-81-82 - RIVER HL	98 30 30	540x540	11	530x370	55,00


CESTO VASSOI QUADRATO
SQUARE RACK FOR TRAYS
ECKIGER TABLETTKORB

Mod.	Cod.				€EURO
E 78 - RIVER 50 - RIVER 71 - RIVER 80-81-82 - RIVER HL	78 01 06	500x500	6	530x370	53,00
E 78 - RIVER 50 - RIVER 71 - RIVER 80-81-82 - RIVER HL	78 00 77	500x500	4	530x370	104,00

CESTO POSATE QUADRATO
SQUARE RACK FOR CUTLERY
ECKIGER BESTECKKORB

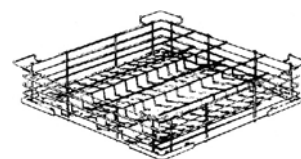
Mod.	Cod.		€EURO
E 40 - E 40 H - NIAGARA 40 MISTRAL 40 - RIVER 40	98 30 36	385x385	55,00
NIAGARA 45	98 30 69	450x450	55,00
E 50 - E 51 - E 55 - E 78 - NIAGARA 51 - MISTRAL 51 RIVER 50 - RIVER 71 - RIVER 80-81-82 - RIVER HL	98 30 33	500x500	66,00

CESTO POSATE QUADRATO
SQUARE RACK FOR CUTLERY
ECKIGER BESTECKKORB

Mod.	Cod.		€EURO
E 50 - E 51 - E 55 - E 78 - NIAGARA 51 - MISTRAL 51 RIVER 50 - RIVER 71 - RIVER 80-81-82 - RIVER HL	78 00 80	500x500	44,00



CESTO TAZZINE FONDO INCLINATO
SLOPING RACK FOR CUPS
TASSENKORB MIT GENEIGTER AUFLAGE



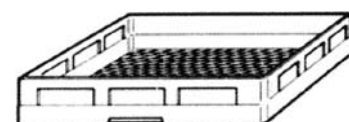
Mod.	Cod.		€EURO
E 40 - E 40 H - NIAGARA 40 MISTRAL 40 - RIVER 40	98 30 43	385x385 h. 125	41,00

CESTO PIATTINI + CESTO TAZZINE FONDO INCLINATO
SAUCER RACK + SLOPING RACK FOR CUPS
UNTERTASSENKORB + TASSENKORB MIT GENEIGTER AUFLAGE



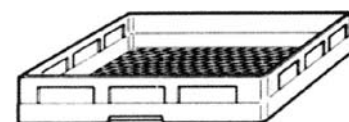
Mod.	Cod.			€EURO
E 40 - E 40 H - NIAGARA 40 MISTRAL 40 - RIVER 40	98 30 40 + 98 30 43	385x385 h. 190	130	37,00 41,00

CESTO TAZZINE FONDO PIANO
RACK FOR CUPS
TASSENKORB




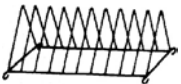






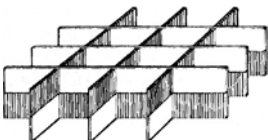
Mod.	Cod.		€EURO
E 50 - E 51 - E 55 - E 78 - NIAGARA 51 - MISTRAL 51 RIVER 50 - RIVER 71 - RIVER 80-81-82 - RIVER HL	78 00 78	500x500 h. 70	40,00

CESTO TAZZINE FONDO INCLINATO
SLOPING RACK FOR CUPS
TASSENKORB MIT GENEIGTER AUFLAGE



Mod.	Cod.		€EURO
E 50 - E 51 - E 55 - E 78 - NIAGARA 51 - MISTRAL 51 RIVER 50 - RIVER 71 - RIVER 80-81-82 - RIVER HL	78 00 78 + 78 00 82	500x500 h. 65	66,00

INSERTO
INSERT
EINSATZ

	Mod.	Cod.		€EURO
	<ul style="list-style-type: none"> • Inserto piattini per tutti i modelli • Saucer insert for all models • Untertasseneinsatz für alle Modelle 	71 20 04		10,50
	<ul style="list-style-type: none"> • Inserto piattini per cesti in polipropilene • Saucer insert for polypropilene glass racks • Untertasseneinsatz für Kunststoff 	78 01 05		6,50
	<ul style="list-style-type: none"> • Inserto inclinatore per cesti in polipropilene • Inclination Wedge for polypropilene glass racks • Einsatz für geneigten Boden für Kunststoff 	78 00 87		3,50
	<ul style="list-style-type: none"> • Separatore Zig+Zag per cesti in polipropilene • Mobile Zig Zag for polypropilene glass racks • Untertellung Zick-Zack für Kunststoff 	78 00 88		4,50
	<ul style="list-style-type: none"> • Inserto posate valido per tutti i modelli • Cutlery insert for all models • Besteckköcher passend für alle Modelle 	71 20 01	Ø 105 h. 160	4,50
	<ul style="list-style-type: none"> • Inserto cucchiaini valido per tutti i modelli • Teaspoon insert for all models • Teelöffelköcher passend für alle Modelle 	71 20 03	Ø 105 h. 100	3,50
	<ul style="list-style-type: none"> • Inserto posate a 4 divisioni • 4 division cutlery insert • Besteckkorb-Einsatz 4-fach 	78 00 81	217x217 h. 134	19,00
	<ul style="list-style-type: none"> • Inserto Bicchieri componibile valido per tutti i modelli con cesto 400x400 e Ø 380, un traversino • Sectional glass insert for all models with rack 400x400 and Ø 380, one element • Korbabtrennung passend für alle Modelle mit Korb 400x400 und Ø 380 eine Keilkissen 	71 20 06		2,50



SERIE "U"

La nostra tecnologia rende più facile il vostro lavoro

- Costruzione in acciaio AISI 304
- Costruzione in doppia parete
- **Vasca completamente stampata** con la saldatura fuori dall'acqua della vasca
- **Bracci di lavaggio e risciacquo in acciaio inox sdoppiati ed indipendenti**
- Gestione elettronica
- Pannello comandi soft-touch
- Termometri digitali vasca e boiler
- Estrema semplicità di utilizzo
- **Thermo-stop** garanzia del risciacquo a 85°
- **Quick-ready** pronto macchina in pochi minuti (la metà circa dei normali tempi d'attesa)
- **Energy Saving** economizzatore energetico
- **CRP Costant Rinse Performance** Pressione e temperatura di risciacquo costanti
- Sistema di autodiagnosi
- Getti di lavaggio e risciacquo facilmente ispezionabili
- Estrema facilità di manutenzione ordinaria

"U" RANGE

Our technology makes easier your work

- Made in AISI 304 stainless steel
- Double N walled structure
- **Completely moulded tank** with welds above water line of the tank
- **Independent and double wash-and rinse arms in stainless steel**
- Electronic control
- Soft-touch panel
- Digital tank and Boiler Thermometers
- Very easy use
- **Thermo-stop** guarantees the rinse temperature at 85°
- **Quick-ready**-rapid heating function in few minutes (heating time reduced to the half)
- **Energy Saving** system
- **CPR Costant Rinse Performance**-costant pressure and rinse temperature
- self-diagnosis system
- Wash and rinse jets easy to check
- Very easy routine maintenance

REIHE "U"

unsere Technologie erleichtert Ihre Arbeit

- Konstruktion aus rostfreiem CNS W.N. 1.4301
- Doppelwandige Konstruktion
- **Tiefgezogener Spülraum** mit Schweißnähten außerhalb der Wasserzone
- **Voneinander unabhängige und zweicher Spül und-Klarspülarme aus rostfreiem Stahl**
- Elektronischen Betrieb
- Soft-touch Bedienungsblende
- Digitalthermometer für Spülraum und Boiler
- Extreme Benutzungseinfachkeit
- **Thermo-stop** Nachspülungsgarantie am 85°
- **Quick-ready** Maschine fertig in wenigen Augenblicken (ca. die Hälfte der üblichen Wartezeiten)
- **Energy Saving** Energiesparsystem
- **CRP Costant Rinse Performance** ständige Druck und Temperaturnachspülung
- Selbstdiagnosesystem
- Spül und Nachspüldüsen leicht beaufsichtiger
- Extreme Leichtigkeit zur üblichen Wartung



Mod.	Cod.	€EURO	Versioni Versions	Volt/kW	m ³	Kg
U 60 e 	91 42 01	3.550,00		400/50/3N 230/50/3 7.4 kW	1.00	117
U 60 e 	91 42 16	3.766,00		400/50/3N 230/50/3 7.4 kW	1.00	117



U 61 e 	91 41 49	4.326,00		400/50/3N 230/50/3 7.4 kW	1.55	168
U 61 e 	91 41 53	4.660,00		400/50/3N 230/50/3 7.4 kW	1.55	170



U 61He 	91 41 50	4.888,00		400/50/3N 230/50/3 8.0 kW	1.55	196
U 61He 	91 41 54	5.221,00		400/50/3N 230/50/3 8.0 kW	1.55	196

LEGENDA

Dosatore detersivo elettronico - Electronic detergent dispenser - Elektronisches Reinigerdosiergerät

Dosatore brillantante - Rinse aid dispenser - Klarspülmitteldosiergerät



LVAOGGETTI / LAVAPENTOLE
UTENSIL AND POT WASHER
TOPFSPÜLAUTOMAT

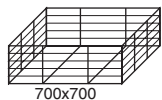


55
0305



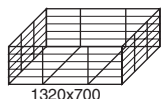
Mod.	Cod.	€EURO	Versioni Versions	Volt/kW	m ³	Kg
U 70 e 	91 41 51	7.280,00		400/50/3N 230/50/3 11.00 kW	1.72	205
U 70 e 	91 41 55	7.624,00		400/50/3N 230/50/3 11.00 kW	1.72	205

1700
910



U 132 e 	91 41 52	11.975,00		400/50/3N 230/50/3 15.00 kW	3.66	356
U 132 e 	91 41 56	12.450,00		400/50/3N 230/50/3 15.00 kW	3.66	356

1700
1525



LEGENDA

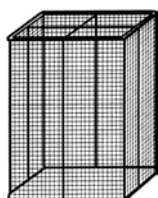
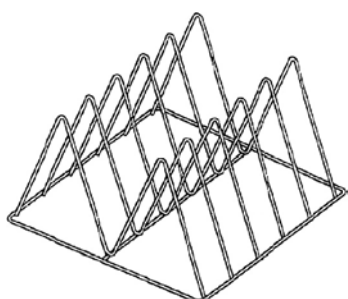
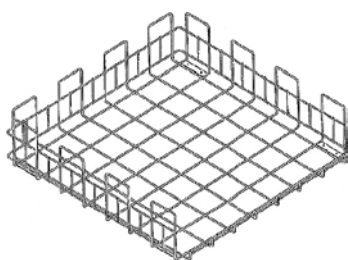


Dosatore detersivo elettronico - Electronic detergent dispenser - Elektronisches Reinigerdosiergerät



Dosatore brillantante - Rinse aid dispenser - Klarspülmitteldosiergerät

Mod.	Cod.		€EURO
<ul style="list-style-type: none"> • Cesto base inox • Stainless steel rack base • CNS Grundkorb 	mod. U 60 e	70 61 29	600x500 130,50
<ul style="list-style-type: none"> • Cesto base inox • Stainless steel rack base • CNS Grundkorb 	mod. U 61 e U 61 He	70 61 25	550x610 144,00
<ul style="list-style-type: none"> • Cesto base inox • Stainless steel rack base • CNS Grundkorb 	mod. U 70 e	70 61 26	700x700 173,00
<ul style="list-style-type: none"> • Cesto base inox • Stainless steel rack base • CNS Grundkorb 	mod. U 132 e	70 61 27	1320x700 357,00
<hr/>			
<ul style="list-style-type: none"> • Telaio inox per 8 teglie • Stainless steel insert for 8 baking pans • Einsatz für 8 Backformen aus CNS 		H 32 46 60	500x500 102,00
<ul style="list-style-type: none"> • Inserto inox per 5 teglie • Stainless steel insert for 5 baking pans • Einsatz für 5 Backformen aus CNS 		71 20 18	500x500 118,00
mod. U 60 e, U 61 e, U 61 He, mod. U 70 e, U 132 e			
<hr/>			
<ul style="list-style-type: none"> • Inserto maniche inox • Stainless steel rack for piping bag • Konditortüten-Einsatz aus CNS 		70 61 28	Ø170 30,00
mod. U 60 e, U 61 e, U 61 He, mod. U 70 e, U 132 e			
<hr/>			
<ul style="list-style-type: none"> • Inserto utensili • Kitchen tools insert • Küchenzubehör-Einsatz 		71 20 17	150x150 40,00
mod. U 60 e, U 61 e, U 61 He, mod. U 70 e, U 132 e			





FRIGGITRICI ELETTRICHE DA BANCO
TABLE ELECTRIC FRYERS
ELEKTROFRITEUSEN - TISCHGERÄTE



57
0305



435
290 485

Mod.	Cod.	€EURO	litri	Volt/kW	m ³	Kg
FRI 6/1S	92 02 01	452,00	6	230/50/1 3.0 kW	0.07	11



435
290 550

FRI 9/1S	92 02 02	496,00	9	230/50/1 6.0 kW	0.10	13
FRI 9/3S	92 02 03	645,00	9	230/50/3 400/50/3N~ 6.0 kW	0.10	13



450
375 665

FRI 12/3S	92 02 04	690,00	12	230/50/3 400/50/3N~ 9.0 kW	0.11	14
------------------	-----------------	---------------	----	----------------------------------	------	----



435
580 485

FRI 6+6/1S	92 02 05	840,00	6 + 6	230/50/1 3.0 + 3.0 kW	0.16	19
-------------------	-----------------	---------------	-------	--------------------------	------	----

58
0305



FRIGGITRICI ELETTRICHE DA BANCO
TABLE ELECTRIC FRYERS
ELEKTROFRITEUSEN - TISCHGERÄTE



Mod.	Cod.	€EURO	litri	Volt/kW	m ³	Kg
FRI 9+9/3S	92 02 06	1.076,00	9 + 9	230/50/3 400/50/3N~ 6.0 + 6.0 kW	0.17	23
FRI 12+12/3S	92 02 07	1.185,00	12 + 12	230/50/3 400/50/3N~ 9.0 + 9.0 kW	0.21	26
FRI 20 P	92 02 16	1.023,00	20	230/50/3 400/50/3N~ 9.0 kW	0.16	19
FRI 40 P	92 02 17	1.400,00	37	230/50/3 400/50/3N~ 9.0 kW	0.17	23



435
580 550



450
750 665



380
750 675



380
750 775



FRIGGITRICI A MOBILE ELETTRICHE
ELECTRIC FRYERS
ELEKTROFRITEUSEN - STANDGERÄTE



59
0305



985
375 655



985
375 655



985
750 755



985
750 755

Mod.	Cod.	€EURO	litri	Volt/kW	m ³	Kg
ME 15	92 02 08	1.076,00	14	230/50/3 400/50/3N~ 9.0 kW	0.39	41
ME 20	92 02 09	1.238,00	20	230/50/3 400/50/3N~ 9.0 kW	0.39	42
ME 30	92 02 10	1.830,00	14+14	230/50/3 400/50/3N~ 9.0+9.0 kW	0.75	73
ME 40	92 02 11	1.938,00	20+20	230/50/3 400/50/3N~ 9.0+9.0 kW	0.75	74

60
0305



FRIGGITRICI A MOBILE GAS
GAS FRYERS
GASFRITEUSEN - STANDGERÄTE



1010
375 550

Mod.	Cod.	€EURO	litri	m ³	Kg
MG 15	92 02 35	1.528,00	15	0.39	54



1010
375 650

MG 20	92 02 36	1.637,00	20	0.39	58
--------------	-----------------	-----------------	----	------	----



1010
750 750

MG 30	92 02 37	2.767,00	15+15	0.75	100
--------------	-----------------	-----------------	-------	------	-----



1010
750 750

MG 40	92 02 38	2.961,00	20+20	0.75	106
--------------	-----------------	-----------------	-------	------	-----



CESTO FRIGGITRICE
FRYER RACK
FRITEUSEN-KORB



61
0305

Mod.	Cod.		€EURO
FRI 6 - FRI 6+6	16 17 78	190x200 h. 110	39,00
FRI 9 - FRI 9+9	16 18 50	190x245 h. 110	40,00
FRI 12 - FRI 12+12	16 17 45	235x275 h. 105	44,00
ME 15 - ME 30 MG 15 - MG 30	16 17 45	235x275 h. 105	44,00
ME 20 - ME 40 MG 20 - MG 40	16 20 57	235x385 h. 105	49,00
FRI 20 P	16 19 06	560x275 h. 95	92,00
FRI 40 P	16 18 76	600x400 h. 95	100,00



Mod.	Cod.	N.
E35		
Cesto bicchieri - Glass Rack - Gläserkorb	706131	2
Inserto cucchiaini - Teaspoon Insert - Teelöffelköcher	712003	2
E35 C.T.		
Cesto bicchieri - Glass Rack - Gläserkorb	706095	2
Inserto cucchiaini - Teaspoon Insert - Teelöffelköcher	712003	2
E35H - NIAGARA 35		
Cesto bicchieri - Glass Rack - Gläserkorb	706131	2
Inserto cucchiaini - Teaspoon Insert - Teelöffelköcher	712003	2
E35H C.T. - NIAGARA 35 C.T.		
Cesto bicchieri - Glass Rack - Gläserkorb	706095	1
Cesto bicchieri - Glass Rack - Gläserkorb	706107	1
Inserto cucchiaini - Teaspoon Insert - Teelöffelköcher	712003	2
E40 - E40H - NIAGARA 40 - MISTRAL 40		
Cesto bicchieri - Glass Rack - Gläserkorb	983055	1
Cesto bicchieri - Glass Rack - Gläserkorb	983056	1
Inserto cucchiaini - Teaspoon Insert - Teelöffelköcher	712003	2
E40 C.T. - E40H C.T. - NIAGARA 40 C.T. - MISTRAL 40 C.T.		
Cesto bicchieri - Glass Rack - Gläserkorb	983060	1
Cesto bicchieri - Glass Rack - Gläserkorb	983015	1
Inserto cucchiaini - Teaspoon Insert - Teelöffelköcher	712003	2



Mod.	Cod.	N.
RIVER 40		
Cesto bicchieri - Glass Rack - Gläserkorb	983061	1
Cesto bicchieri - Glass Rack - Gläserkorb	983066	1
Inserto cucchiaini - Teaspoon Insert - Teelöffelköcher	712003	2
Inserto piattini - Saucer Insert - Untertasseneinsatz	712004	1
RIVER 40 C.T.		
Cesto bicchieri - Glass Rack - Gläserkorb	983025	2
Inserto cucchiaini - Teaspoon Insert - Teelöffelköcher	712003	2
Inserto piattini - Saucer Insert - Untertasseneinsatz	712004	1
NIAGARA 45		
Cesto piatti - Rack for Plates - Tellerkorb	983067	1
Cesto bicchieri - Glass Rack - Gläserkorb	983068	1
Inserto posate - Cutlery Insert - Besteckköcher	712001	1
E50 - E51 - E 55 - NIAGARA 51 - MISTRAL 51 - RIVER 50		
Cesto piatti - Rack for Plates - Tellerkorb	780072	1
Cesto posate - Rack for Cutlery - Besteckkorb	780078	1
Inserto posate - Cutlery Insert - Besteckköcher	712001	1
RIVER 71		
Cesto piano - Flat Basket - Flachkorb	780078	1
Cesto piatti - Rack for Plates - Tellerkorb	780072	1
Cesto vassoi - Rack for Trays - Tablettkorb	780106	1
Inserto posate - Cutlery Insert - Besteckköcher	780081	1

Mod.	Cod.	N.
E 78		
Cesto piano - Flat Basket - Flachkorb	780078	1
Cesto piatti - Rack for Plates - Tellerkorb	780072	1
Insero posate - Cutlery Insert - Besteckköcher	712001	1
RIVER 150		
Cesto piano - Flat Basket - Flachkorb	780078	1
Cesto piatti - Rack for Plates - Tellerkorb	780072	3
Insero posate - Cutlery Insert - Besteckköcher	780081	1
RIVER 80-81-82 - RIVER HL		
Cesto piano - Flat Basket - Flachkorb	780078	1
Cesto piatti - Rack for Plates - Tellerkorb	780072	2
Insero posate - Cutlery Insert - Besteckköcher	780081	1
U60 e		
Cesto base inox - Stainless steel rack base - CNS Grundkorb	70 61 29	1
U61 e - U61H e		
Cesto base inox - Stainless steel rack base - CNS Grundkorb	706125	1
U70 e		
Cesto base inox - Stainless steel rack base - CNS Grundkorb	706126	1
U132 e		
Cesto base inox - Stainless steel rack base - CNS Grundkorb	706127	1



Mod.	Cod.	N.
CLEAN 161		
Cesto piano - Flat Basket - Flachkorb	780078	1
Cesto piatti - Rack for Plates - Tellerkorb	780072	3
Insero posate - Cutlery Insert - Besteckköcher	780081	1
CLEAN 221		
Cesto piano - Flat Basket - Flachkorb	780078	1
Cesto piatti - Rack for Plates - Tellerkorb	780072	3
Insero posate - Cutlery Insert - Besteckköcher	780081	1
CLEAN 271		
Cesto piano - Flat Basket - Flachkorb	780078	1
Cesto piatti - Rack for Plates - Tellerkorb	780072	3
Insero posate - Cutlery Insert - Besteckköcher	780081	1
CLEAN 272		
Cesto piano - Flat Basket - Flachkorb	780078	2
Cesto piatti - Rack for Plates - Tellerkorb	780072	4
Insero posate - Cutlery Insert - Besteckköcher	780081	1
CLEAN 362		
Cesto piano - Flat Basket - Flachkorb	780078	2
Cesto piatti - Rack for Plates - Tellerkorb	780072	4
Insero posate - Cutlery Insert - Besteckköcher	780081	1



EUROTEC s.r.l. - Divisione ELETTROBAR - 37048 San Pietro di Legnago (VERONA) ITALIA - Tel. 0442 634311 - Fax 0442 629132
e-mail: elettrobar@eurotec.it - www.elettrobar.it